



images from wiki commons, pexels, or unsplash

Learning guide week 3

<p><b>Mrs. Aretz Lesson</b> 2 /3 ELD Beginning English Language Development Lessons images from wiki commons</p>	<p><b>LESSON 5</b> Clothes: This and That These and Those</p>
--	---

<p>Vocabulary</p>	<p>Pants shirt jacket sweater shorts shoes t shirt jeans sandals flip flops rainboots umbrella short and long sleeved shirt dress skirt tennis shoes This these that those</p>	<p>This is a _____. These are shoes.  That is a hat. Those are dresses.</p>
<p>Vocabulary</p>	<p>Why do I wear certain clothes? Who wears _____? Cool warm</p>	<p>_____ wear a _____. It keeps _____.. Pronouns -she he they we it-pet Object pronouns us, her, him, them,</p>



Tips for parents to help develop language

Read to your child in your native language. Continue to develop concepts and vocabulary in your home language. Play with language. Teach them poems.



rhymes and chants in your home language.

Repeat new words. Label items in your house with English AND your home language. Point out print in both languages.

## English language grammar

This is a  pencil. These are  pencils.

That is a  . Those are  .

Pronouns  

Warm and cool

## Home connections

Practice using this with one thing. These with a group of things. This and these for close items. Then do this and that for items that are further away. Practice talking about clothes or things in your home. This is a \_\_\_\_\_. These are \_\_\_\_\_. That is a \_\_\_\_\_. Those are \_\_\_\_\_.

## Book links

## This these that those

Why do I wear a \_\_\_\_\_ ?

## High Frequency words



**COLORADO CLASSROOM**  
Read with Me at Home

images from wiki commons, pexels, unsplash

Learning guide week 3

<b>Mrs. Aretz</b> Lesson 2 /3 ELD Beginning English Language Development Lessons	<b>LESSON 6:</b>  <b>Clothing and weather</b>
---	---

<b>Vocabulary</b>	Rainy, snowy, sunny, windy, cloudy, foggy, stormy It is rainy. I wear <b>What is the weather like?</b> <b>Adjectives describing the weather</b>	It is _____. The _____ is out. I wear a _____. I wear a ___ and _____.
<b>Vocabulary</b>	Pronouns -she he they we it -pet Pants shirt jacket sweater shorts shoes t shirt jeans sandals flip flops rainboots umbrella short and long sleeved shirt dress skirt	It is _____. _____ puts on _____ and _____.

	tennis shoes <b>When do I wear certain clothes?</b> <b>Who wears different clothes?</b>	
--	---	--

**Tips for parents to help develop language**

Read to your child in your native language. Continue to develop concepts and vocabulary in your home language. Play with language. Teach them poems, rhymes and chants in your home language.

Repeat new words. Label items in your house with English AND your home language. Point out print in both languages.

**English language grammar**

Weather words: sunny





snowy rainy





windy stormy cloudy



foggy

<p><b>Home connections</b></p>	<p>Draw a picture of you and your family doing something in different weather.</p>
--------------------------------	--

**Book links**

[Clothing goes with the weather](#)

[What is the weather like?](#)

[High frequency words](#)