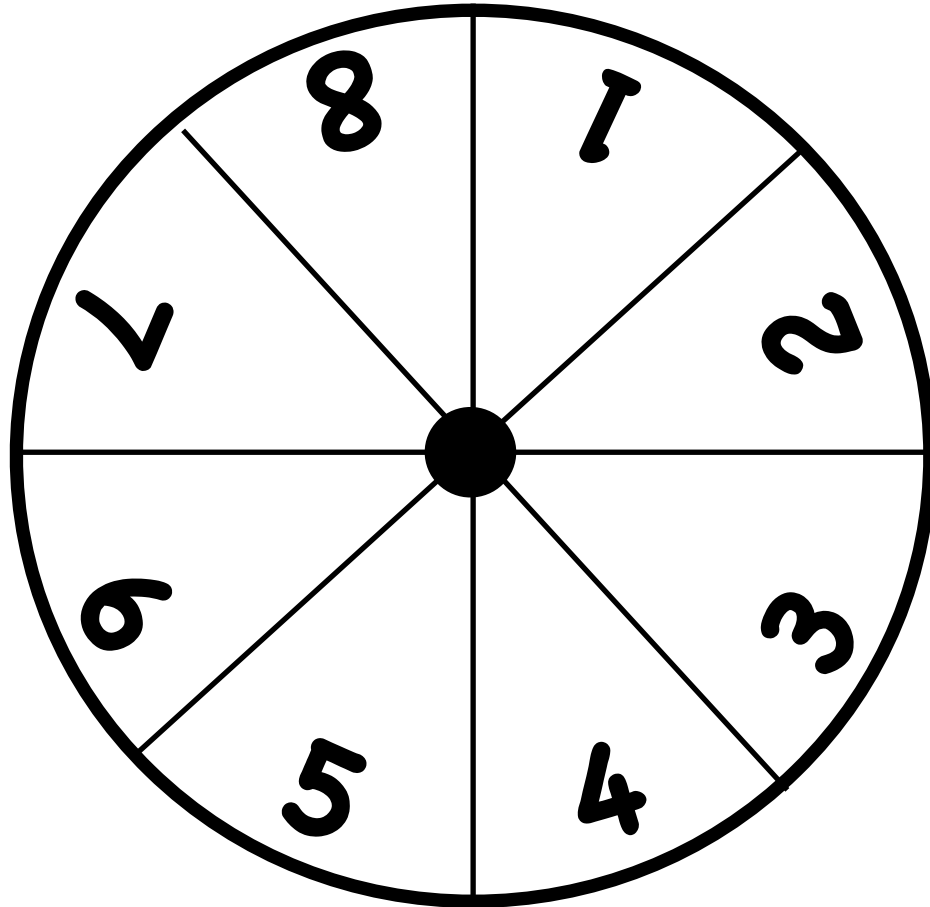


Spin to Win! (same denominator)






Materials: make a spinner with a pencil and paperclip, 2 different color crayons, recording sheet

Directions:






1. Player 1 chooses a denominator for the first round: 2, 3, 4, 6, or 8.
2. Each player spins for the numerator of their fraction.
3. Use the recording sheet. Each player, locate and label your fractions on the same number line.
4. The greatest fraction wins and picks the denominator for the next round.
5. Repeat for 10 rounds. The player who wins the most rounds, wins the game.



Recording Sheet - Version 1

	Locate and label your fraction (each player uses a different color).	Use <, >, or =
Round 1		<div style="display: flex; justify-content: space-around; align-items: center;"> <div style="text-align: center;"> <input style="width: 30px; height: 30px; border: 1px solid black; margin: 0 auto 10px auto;" type="text"/> <input style="width: 30px; height: 30px; border: 1px solid black; margin: 0 auto 10px auto;" type="text"/> </div> <div style="font-size: 2em;">—</div> <div style="text-align: center;"> <input style="width: 30px; height: 30px; border: 1px solid black; margin: 0 auto 10px auto;" type="text"/> <input style="width: 30px; height: 30px; border: 1px solid black; margin: 0 auto 10px auto;" type="text"/> </div> </div>
Round 2		<div style="display: flex; justify-content: space-around; align-items: center;"> <div style="text-align: center;"> <input style="width: 30px; height: 30px; border: 1px solid black; margin: 0 auto 10px auto;" type="text"/> <input style="width: 30px; height: 30px; border: 1px solid black; margin: 0 auto 10px auto;" type="text"/> </div> <div style="font-size: 2em;">—</div> <div style="text-align: center;"> <input style="width: 30px; height: 30px; border: 1px solid black; margin: 0 auto 10px auto;" type="text"/> <input style="width: 30px; height: 30px; border: 1px solid black; margin: 0 auto 10px auto;" type="text"/> </div> </div>
Round 3		<div style="display: flex; justify-content: space-around; align-items: center;"> <div style="text-align: center;"> <input style="width: 30px; height: 30px; border: 1px solid black; margin: 0 auto 10px auto;" type="text"/> <input style="width: 30px; height: 30px; border: 1px solid black; margin: 0 auto 10px auto;" type="text"/> </div> <div style="font-size: 2em;">—</div> <div style="text-align: center;"> <input style="width: 30px; height: 30px; border: 1px solid black; margin: 0 auto 10px auto;" type="text"/> <input style="width: 30px; height: 30px; border: 1px solid black; margin: 0 auto 10px auto;" type="text"/> </div> </div>
Round 4		<div style="display: flex; justify-content: space-around; align-items: center;"> <div style="text-align: center;"> <input style="width: 30px; height: 30px; border: 1px solid black; margin: 0 auto 10px auto;" type="text"/> <input style="width: 30px; height: 30px; border: 1px solid black; margin: 0 auto 10px auto;" type="text"/> </div> <div style="font-size: 2em;">—</div> <div style="text-align: center;"> <input style="width: 30px; height: 30px; border: 1px solid black; margin: 0 auto 10px auto;" type="text"/> <input style="width: 30px; height: 30px; border: 1px solid black; margin: 0 auto 10px auto;" type="text"/> </div> </div>
Round 5		<div style="display: flex; justify-content: space-around; align-items: center;"> <div style="text-align: center;"> <input style="width: 30px; height: 30px; border: 1px solid black; margin: 0 auto 10px auto;" type="text"/> <input style="width: 30px; height: 30px; border: 1px solid black; margin: 0 auto 10px auto;" type="text"/> </div> <div style="font-size: 2em;">—</div> <div style="text-align: center;"> <input style="width: 30px; height: 30px; border: 1px solid black; margin: 0 auto 10px auto;" type="text"/> <input style="width: 30px; height: 30px; border: 1px solid black; margin: 0 auto 10px auto;" type="text"/> </div> </div>

Recording Sheet - Version 1

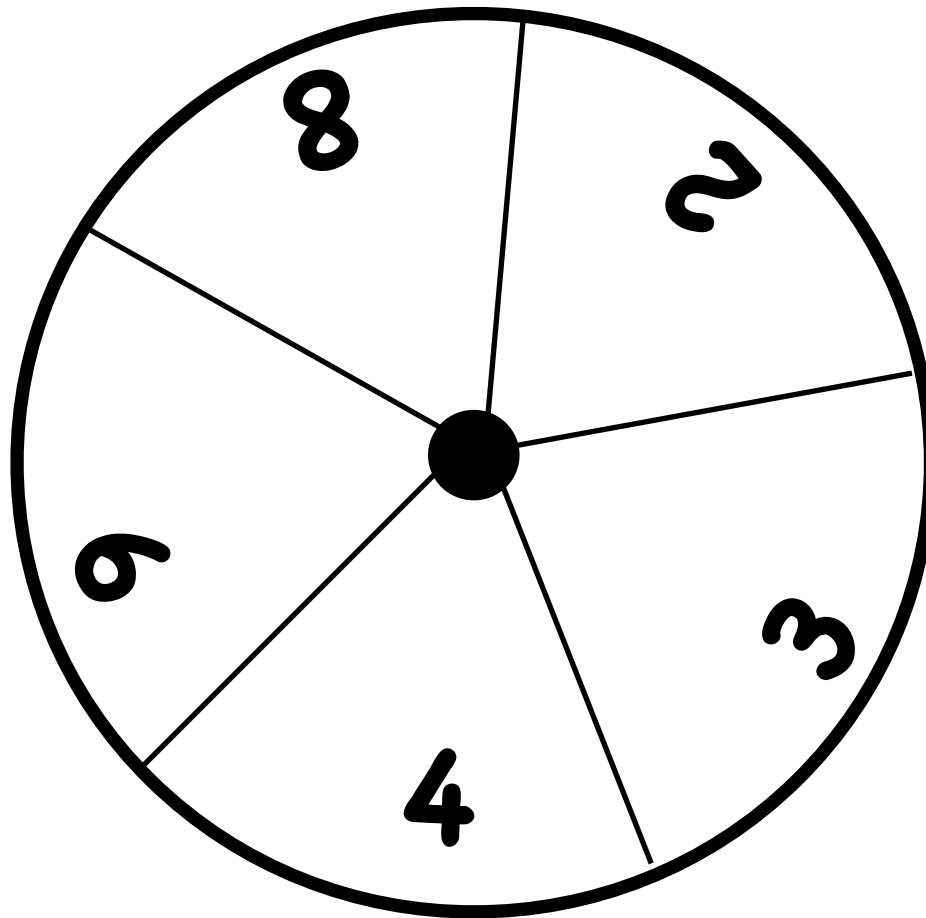
	Locate and label your fraction (each player uses a different color).	Use <, >, or =
Round 6		<div style="display: flex; justify-content: space-around; align-items: center;"> <div style="text-align: center;"> <input style="width: 40px; height: 40px; border: 1px solid black; margin-bottom: 5px;" type="text"/> <input style="width: 40px; height: 40px; border: 1px solid black;" type="text"/> </div> <div style="font-size: 2em;">—</div> <div style="text-align: center;"> <input style="width: 40px; height: 40px; border: 1px solid black; margin-bottom: 5px;" type="text"/> <input style="width: 40px; height: 40px; border: 1px solid black;" type="text"/> </div> </div>
Round 7		<div style="display: flex; justify-content: space-around; align-items: center;"> <div style="text-align: center;"> <input style="width: 40px; height: 40px; border: 1px solid black; margin-bottom: 5px;" type="text"/> <input style="width: 40px; height: 40px; border: 1px solid black;" type="text"/> </div> <div style="font-size: 2em;">—</div> <div style="text-align: center;"> <input style="width: 40px; height: 40px; border: 1px solid black; margin-bottom: 5px;" type="text"/> <input style="width: 40px; height: 40px; border: 1px solid black;" type="text"/> </div> </div>
Round 8		<div style="display: flex; justify-content: space-around; align-items: center;"> <div style="text-align: center;"> <input style="width: 40px; height: 40px; border: 1px solid black; margin-bottom: 5px;" type="text"/> <input style="width: 40px; height: 40px; border: 1px solid black;" type="text"/> </div> <div style="font-size: 2em;">—</div> <div style="text-align: center;"> <input style="width: 40px; height: 40px; border: 1px solid black; margin-bottom: 5px;" type="text"/> <input style="width: 40px; height: 40px; border: 1px solid black;" type="text"/> </div> </div>
Round 9		<div style="display: flex; justify-content: space-around; align-items: center;"> <div style="text-align: center;"> <input style="width: 40px; height: 40px; border: 1px solid black; margin-bottom: 5px;" type="text"/> <input style="width: 40px; height: 40px; border: 1px solid black;" type="text"/> </div> <div style="font-size: 2em;">—</div> <div style="text-align: center;"> <input style="width: 40px; height: 40px; border: 1px solid black; margin-bottom: 5px;" type="text"/> <input style="width: 40px; height: 40px; border: 1px solid black;" type="text"/> </div> </div>
Round 10		<div style="display: flex; justify-content: space-around; align-items: center;"> <div style="text-align: center;"> <input style="width: 40px; height: 40px; border: 1px solid black; margin-bottom: 5px;" type="text"/> <input style="width: 40px; height: 40px; border: 1px solid black;" type="text"/> </div> <div style="font-size: 2em;">—</div> <div style="text-align: center;"> <input style="width: 40px; height: 40px; border: 1px solid black; margin-bottom: 5px;" type="text"/> <input style="width: 40px; height: 40px; border: 1px solid black;" type="text"/> </div> </div>

Spin to Win! (same numerator)






Materials: make a spinner with a pencil and paperclip, 2 different color crayons, recording sheet

Directions:






1. Player 1 chooses a numerator for the first round: 2, 3, 4, 6, or 8.
2. Each player spins for the denominator of their fraction.
3. Use the recording sheet. Each player, locate and label your fractions on the same number line.
4. The greatest fraction wins and picks the numerator for the next round.
5. Repeat for 10 rounds. The player who wins the most rounds, wins the game.



Recording Sheet - Version 2

	Locate and label your fraction (each player uses a different color).	Use <, >, or =
Round 1		<div style="display: flex; justify-content: space-around; align-items: center;"> <div style="text-align: center;"> <input style="width: 30px; height: 30px; border: 1px solid black; margin-bottom: 5px;" type="text"/> <input style="width: 30px; height: 30px; border: 1px solid black;" type="text"/> </div> <div style="font-size: 2em;">—</div> <div style="text-align: center;"> <input style="width: 30px; height: 30px; border: 1px solid black; margin-bottom: 5px;" type="text"/> <input style="width: 30px; height: 30px; border: 1px solid black;" type="text"/> </div> </div>
Round 2		<div style="display: flex; justify-content: space-around; align-items: center;"> <div style="text-align: center;"> <input style="width: 30px; height: 30px; border: 1px solid black; margin-bottom: 5px;" type="text"/> <input style="width: 30px; height: 30px; border: 1px solid black;" type="text"/> </div> <div style="font-size: 2em;">—</div> <div style="text-align: center;"> <input style="width: 30px; height: 30px; border: 1px solid black; margin-bottom: 5px;" type="text"/> <input style="width: 30px; height: 30px; border: 1px solid black;" type="text"/> </div> </div>
Round 3		<div style="display: flex; justify-content: space-around; align-items: center;"> <div style="text-align: center;"> <input style="width: 30px; height: 30px; border: 1px solid black; margin-bottom: 5px;" type="text"/> <input style="width: 30px; height: 30px; border: 1px solid black;" type="text"/> </div> <div style="font-size: 2em;">—</div> <div style="text-align: center;"> <input style="width: 30px; height: 30px; border: 1px solid black; margin-bottom: 5px;" type="text"/> <input style="width: 30px; height: 30px; border: 1px solid black;" type="text"/> </div> </div>
Round 4		<div style="display: flex; justify-content: space-around; align-items: center;"> <div style="text-align: center;"> <input style="width: 30px; height: 30px; border: 1px solid black; margin-bottom: 5px;" type="text"/> <input style="width: 30px; height: 30px; border: 1px solid black;" type="text"/> </div> <div style="font-size: 2em;">—</div> <div style="text-align: center;"> <input style="width: 30px; height: 30px; border: 1px solid black; margin-bottom: 5px;" type="text"/> <input style="width: 30px; height: 30px; border: 1px solid black;" type="text"/> </div> </div>
Round 5		<div style="display: flex; justify-content: space-around; align-items: center;"> <div style="text-align: center;"> <input style="width: 30px; height: 30px; border: 1px solid black; margin-bottom: 5px;" type="text"/> <input style="width: 30px; height: 30px; border: 1px solid black;" type="text"/> </div> <div style="font-size: 2em;">—</div> <div style="text-align: center;"> <input style="width: 30px; height: 30px; border: 1px solid black; margin-bottom: 5px;" type="text"/> <input style="width: 30px; height: 30px; border: 1px solid black;" type="text"/> </div> </div>

Recording Sheet - Version 2

	Locate and label your fraction (each player uses a different color).	Use <, >, or =
Round 6		<div style="display: flex; justify-content: space-around; align-items: center;"> <div style="text-align: center;"> <input style="width: 40px; height: 40px; border: 1px solid black; margin: 0 auto 10px auto;" type="text"/> <input style="width: 40px; height: 40px; border: 1px solid black; margin: 0 auto 10px auto;" type="text"/> </div> <div style="font-size: 2em;">—</div> <div style="text-align: center;"> <input style="width: 40px; height: 40px; border: 1px solid black; margin: 0 auto 10px auto;" type="text"/> <input style="width: 40px; height: 40px; border: 1px solid black; margin: 0 auto 10px auto;" type="text"/> </div> </div>
Round 7		<div style="display: flex; justify-content: space-around; align-items: center;"> <div style="text-align: center;"> <input style="width: 40px; height: 40px; border: 1px solid black; margin: 0 auto 10px auto;" type="text"/> <input style="width: 40px; height: 40px; border: 1px solid black; margin: 0 auto 10px auto;" type="text"/> </div> <div style="font-size: 2em;">—</div> <div style="text-align: center;"> <input style="width: 40px; height: 40px; border: 1px solid black; margin: 0 auto 10px auto;" type="text"/> <input style="width: 40px; height: 40px; border: 1px solid black; margin: 0 auto 10px auto;" type="text"/> </div> </div>
Round 8		<div style="display: flex; justify-content: space-around; align-items: center;"> <div style="text-align: center;"> <input style="width: 40px; height: 40px; border: 1px solid black; margin: 0 auto 10px auto;" type="text"/> <input style="width: 40px; height: 40px; border: 1px solid black; margin: 0 auto 10px auto;" type="text"/> </div> <div style="font-size: 2em;">—</div> <div style="text-align: center;"> <input style="width: 40px; height: 40px; border: 1px solid black; margin: 0 auto 10px auto;" type="text"/> <input style="width: 40px; height: 40px; border: 1px solid black; margin: 0 auto 10px auto;" type="text"/> </div> </div>
Round 9		<div style="display: flex; justify-content: space-around; align-items: center;"> <div style="text-align: center;"> <input style="width: 40px; height: 40px; border: 1px solid black; margin: 0 auto 10px auto;" type="text"/> <input style="width: 40px; height: 40px; border: 1px solid black; margin: 0 auto 10px auto;" type="text"/> </div> <div style="font-size: 2em;">—</div> <div style="text-align: center;"> <input style="width: 40px; height: 40px; border: 1px solid black; margin: 0 auto 10px auto;" type="text"/> <input style="width: 40px; height: 40px; border: 1px solid black; margin: 0 auto 10px auto;" type="text"/> </div> </div>
Round 10		<div style="display: flex; justify-content: space-around; align-items: center;"> <div style="text-align: center;"> <input style="width: 40px; height: 40px; border: 1px solid black; margin: 0 auto 10px auto;" type="text"/> <input style="width: 40px; height: 40px; border: 1px solid black; margin: 0 auto 10px auto;" type="text"/> </div> <div style="font-size: 2em;">—</div> <div style="text-align: center;"> <input style="width: 40px; height: 40px; border: 1px solid black; margin: 0 auto 10px auto;" type="text"/> <input style="width: 40px; height: 40px; border: 1px solid black; margin: 0 auto 10px auto;" type="text"/> </div> </div>