
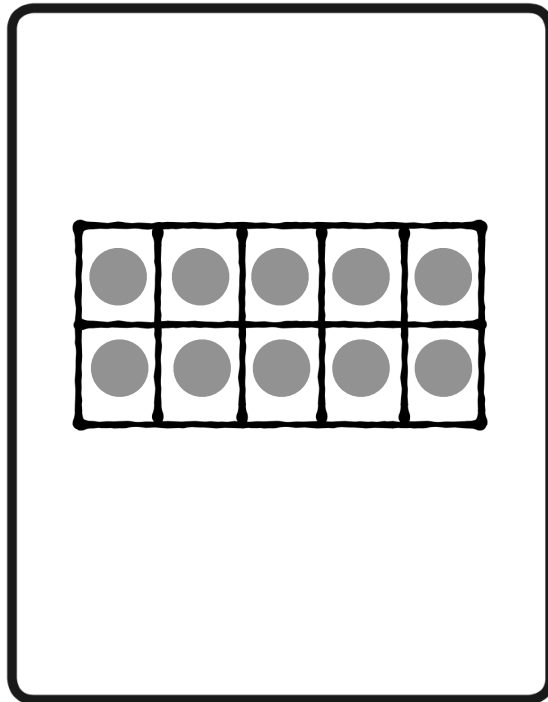


# Deck o' Dot Teen Match UP

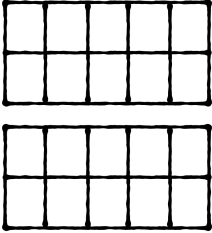
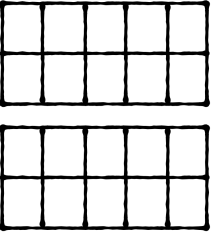
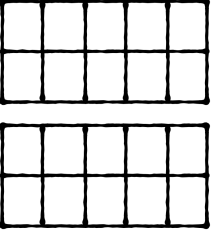
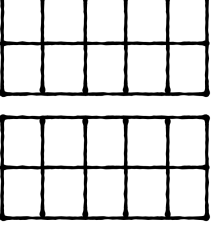
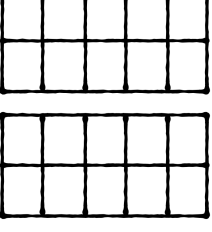
**Materials:** ten frame cards (cut out)

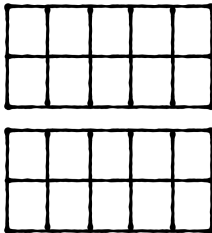
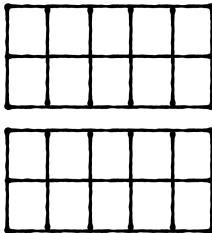


**Directions:**

1. Place the ten frame cards upside down in a pile.
2. Flip over a card and place it on the game board.
3. Add up both ten frames to find your new teen number.
4. On the recording sheet, color in the ten frames to match your equation and fill in the number sentence.



# Recording Sheet

Round	Color in ten frames.	Fill in the number sentence.
1		$10 + \underline{\quad} = \underline{\quad}$
2		$10 + \underline{\quad} = \underline{\quad}$
3		$10 + \underline{\quad} = \underline{\quad}$
4		$10 + \underline{\quad} = \underline{\quad}$
5		$10 + \underline{\quad} = \underline{\quad}$

Round	Color in ten frames.	Fill in the number sentence.
6		$10 + \underline{\quad} = \underline{\quad}$
7		$10 + \underline{\quad} = \underline{\quad}$
8		$10 + \underline{\quad} = \underline{\quad}$
9		$10 + \underline{\quad} = \underline{\quad}$

