


Area Compare


Materials: area cards (cut out), comparison cards (cut out)

Directions:


1. Each player gets 6 area cards. Draw and shade a different sized rectangle on each of the cards. Put your initials on the back of the cards.
2. Put all of the cards together in a pile facedown.
3. Both players flip over a card and finds the area of the rectangle.
4. Compare your rectangles using the compare cards. The player with the larger area takes both cards. If both cards have an equal area then the players turn over a second card to compare.
5. Continue playing until there are no cards left in the pile. The player with the most cards wins!



VS



Area Cards





Comparison Cards

"This rectangle has an area of _____ square units. I know this because..."

"_____ square units is greater than/less than _____ square units."

"This rectangle has an area of _____ square units. I know this because..."

"_____ square units is greater than/less than _____ square units."