



Deck o' Dots 3-Addend Duel



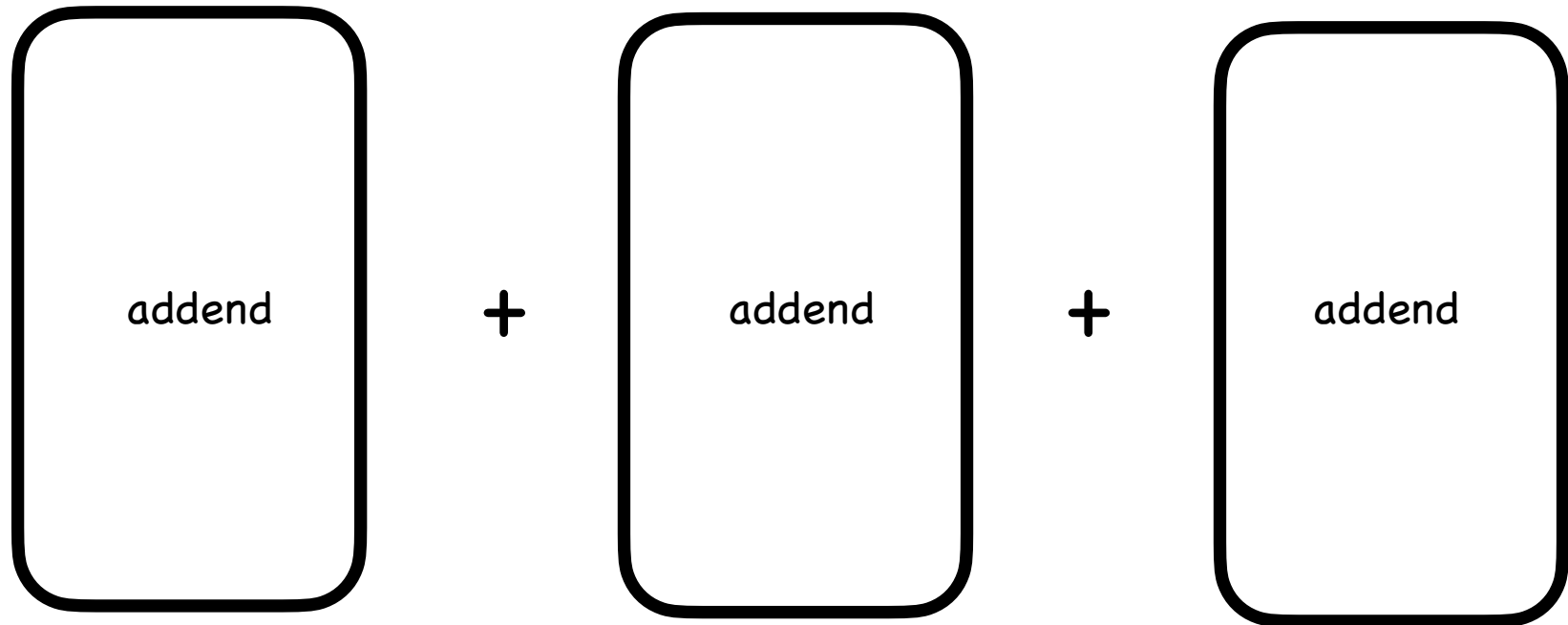
Directions:

1. Cut out the cards. Mix them up and place them in a pile, face down, in the center of the game board.
2. Each player flips 3 cards from the deck and finds the sum of the 3 cards drawn.
3. Record each hand that is played on the recording sheet circle the player who has the larger sum of the 3 addends.
4. The player with the larger sum wins all the cards in the duel.
5. If the value of the cards are the same, each player flips and additional card for a tie-breaker.
6. When the deck is gone, the player with the most cards wins!

Player 1's Board

addend	+	addend	+	addend
--------	---	--------	---	--------

Player 2's Board





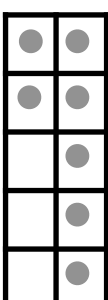
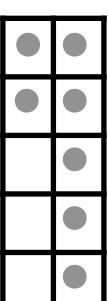
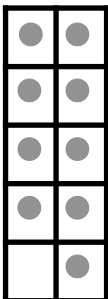
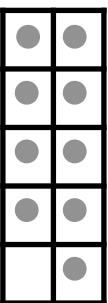
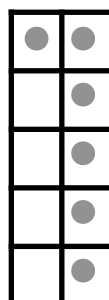
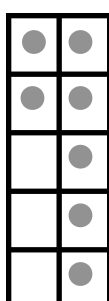
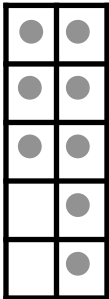
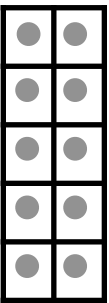
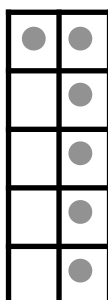
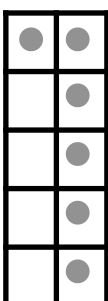
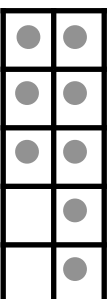
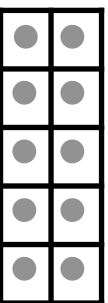
Deck o' Dots 3-Addend Duel

Recording Sheet

Player 1		Player 2
___ + ___ + ___ = ___	Put a circle around the player who has the larger sum.	___ + ___ + ___ = ___
___ + ___ + ___ = ___		___ + ___ + ___ = ___
___ + ___ + ___ = ___		___ + ___ + ___ = ___
___ + ___ + ___ = ___		___ + ___ + ___ = ___
___ + ___ + ___ = ___		___ + ___ + ___ = ___
___ + ___ + ___ = ___		___ + ___ + ___ = ___
___ + ___ + ___ = ___		___ + ___ + ___ = ___
___ + ___ + ___ = ___		___ + ___ + ___ = ___

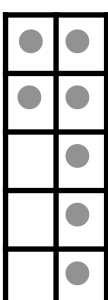
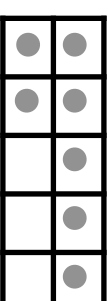
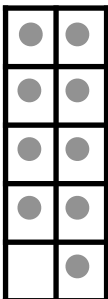
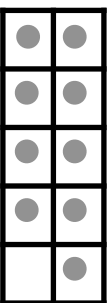
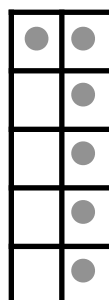
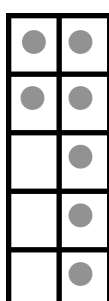
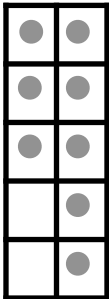
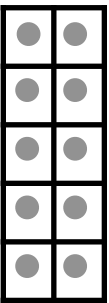
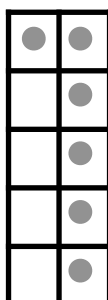
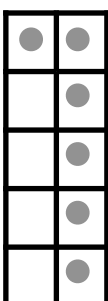
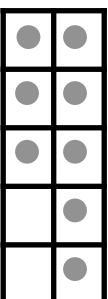
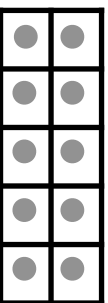


Deck o Dots Cards




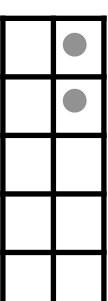
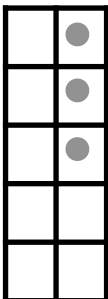
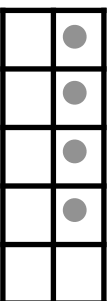
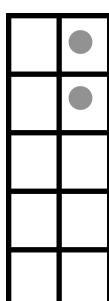
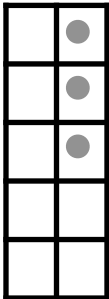
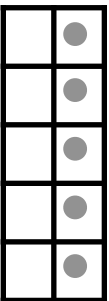


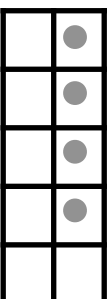
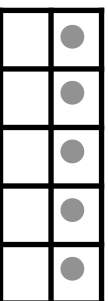


Deck o Dots Cards





Deck o Dots Cards





Deck o Dots Cards

