

# Math Might's Showdown! Addition Strategies

**Players: 2-4**

**Materials:**

- Clear counters - 10 of one color per player
- Blank paper - 1 sheet per player
- Game board
- Recording sheet


**Objective: Practice problem solving strategies**

1. The first player chooses a problem from the game board and claims it with a counter.
2. The player then selects one of the characters/strategies to solve the problem on the blank paper and circles the character on the recording sheet.
3. The next player repeats steps 1 and 2.
4. Continue taking turns until all problems have been claimed.

Decompose/Compose



Partial Sums



Compensation








# Math Might's Showdown! Addition Strategies








$128 + 217 =$	$126 + 625 =$	$625 + 189 =$	$298 + 115 =$
$425 + 138 =$	$156 + 324 =$	$258 + 136 =$	$199 + 126 =$
$123 + 627 =$	$548 + 117 =$	$188 + 414 =$	$249 + 149 =$
$338 + 156 =$	$189 + 288 =$	$168 + 533 =$	$524 + 118 =$
$152 + 269 =$	$178 + 417 =$	$123 + 378 =$	$298 + 152 =$






# Recording Sheet-Player 1

Round 1	Character/Strategy	Show your work.
1		
2		
3		
4		
5		






# Recording Sheet-Player 1

Round 1	Character/Strategy	Show your work.
6		
7		
8		
9		
10		

# Recording Sheet-Player 2

Round 1	Character/Strategy	Show your work.
1		
2		
3		
4		
5		

# Recording Sheet-Player 2

Round 1	Character/Strategy	Show your work.
6	 An illustration featuring three characters: a woodpecker on the left pecking at a log, two anthropomorphic number characters in the center (one is '2' and the other is '7'), and a wizard on the right wearing a top hat and holding a wand with stars around it.	
7	 An illustration featuring three characters: a woodpecker on the left pecking at a log, two anthropomorphic number characters in the center (one is '2' and the other is '7'), and a wizard on the right wearing a top hat and holding a wand with stars around it.	
8	 An illustration featuring three characters: a woodpecker on the left pecking at a log, two anthropomorphic number characters in the center (one is '2' and the other is '7'), and a wizard on the right wearing a top hat and holding a wand with stars around it.	
9	 An illustration featuring three characters: a woodpecker on the left pecking at a log, two anthropomorphic number characters in the center (one is '2' and the other is '7'), and a wizard on the right wearing a top hat and holding a wand with stars around it.	
10	 An illustration featuring three characters: a woodpecker on the left pecking at a log, two anthropomorphic number characters in the center (one is '2' and the other is '7'), and a wizard on the right wearing a top hat and holding a wand with stars around it.	