



Michigan
LEARNING
CHANNEL
A PUBLIC MEDIA PARTNERSHIP

SUMMER!

FUN ACTIVITY BOOK



**EARLY
LEARNERS**

On TV. Online. Statewide. VISIT MichiganLearning.org

SPECIAL THANKS TO OUR MICHIGAN LEARNING CHANNEL CONTENT PARTNERS:

Career Girls PBS Kids
Cartoon Academy SchoolKit
Corporation for Public Broadcasting SIS4Teachers
The Jim Henson Company The State of Michigan
LearningSciencelsFun Story Pirates
MAISA Traverse City Area Public Schools
Math Park Traverse City Opera House
Michigan Architectural Foundation University of Michigan
PBS Wimee's Words

Thank You Sponsors!



The Donald and Mary Kosch Foundation

WATCH on the Michigan Learning Channel
or stream the channel at MichiganLearning.org



Visit MichiganLearning.org and follow
[@MichLearning](https://twitter.com/MichLearning) on social media to find out more.

How to Use This Book

We've curated activities that inspire learning all summer long. Fight the summer slide with math and writing refreshers, then explore your world with scavenger hunts and science experiments the whole family can try. Use the guides below to make the most of this summer!



Use Grade Levels

This book spans multiple grade levels. Choose a few lessons each week and try new ones as needed. Try tougher lessons later in the summer or next year.



Follow Weekly Themes

This book is designed to use for 8 weeks of summer. We suggest spreading it out over a few days each week and finding a time that works for your family.



Extend the Learning

Scan the QR codes in this book to watch videos with extra instructions and examples. Find all of our summer videos at MichiganLearning.org/summer


And Don't Forget!

Share Your Thoughts

Scan this QR code to take a short survey about our Summer of Fun program to let us know what you like about our books and what you'd like to see in the future.

Or VISIT

MichiganLearning.org/SummerSurvey



Teamwork makes the dream work.

It takes teamwork to help your student make progress in school—especially when it involves special education. **Michigan Alliance for Families and Special Education Mediation Services** are here to help.

ALL SERVICES ARE FREE.

For help strengthening communication, call **Special Education Mediation Services** at **833-KIDS-1ST** or visit **mikids1st.org**.

For free resources and support, call **800-552-4821** or visit **michiganallianceforfamilies.org**.



Michigan Alliance for Families and Special Education Mediation Services are Individuals with Disabilities Education Act (IDEA) Grant Funded Initiatives through the Michigan Department of Education, Office of Special Education.



Dates and Themes

The summer program runs from **June 19 to August 13, 2023**

Each week has a set of lessons, additional programs, activities, and field trips based on the weekly theme.

Animals (June 19-25)

Explore the animal kingdom for ferocious fun!

Across America (June 26 - July 2)

From coast to coast, explore what it means to be American

Sports and Games (July 3-9)

Get serious about fun pastimes, from soccer to Sudoku.

Engineering (July 10-16)

Tinker, design, build, rebuild, and find engineering everywhere.

Our Stories (July 17-23)

From legends to our everyday lives, stories shape who we are.

Great Lakes (July 24-30)

Dive in and explore the lakes that make Michigan special.

Around the World (July 31 - August 6)

Experience food, art, music, and cultures from around the globe.




Space (August 7-13)

Meet astronauts and virtually visit the planets and stars.



On TV. Online.
Statewide.

Learn more about the Michigan Learning Channel at
Facebook Live at fb.me/michlearning
www.michiganlearning.org/summer

   Follow @MichLearning on social media to find out more.

Local Events



The Michigan Learning Channel has Engagement Coordinators across the state that serve as your local connection to everything happening at our channel and at your local PBS station.

Scan the QR code or visit [MichiganLearning.org/Coordinators](https://michiganlearning.org/coordinators) to learn more about our Engagement Coordinators and see their local event schedules by region, or contact them directly using their information below.

Michigan Learning Channel Engagement Coordinators by Region

■ **WNMU**
WNMU-TV
Channel 13.4
Emily Roussin
eroussin@nmu.edu

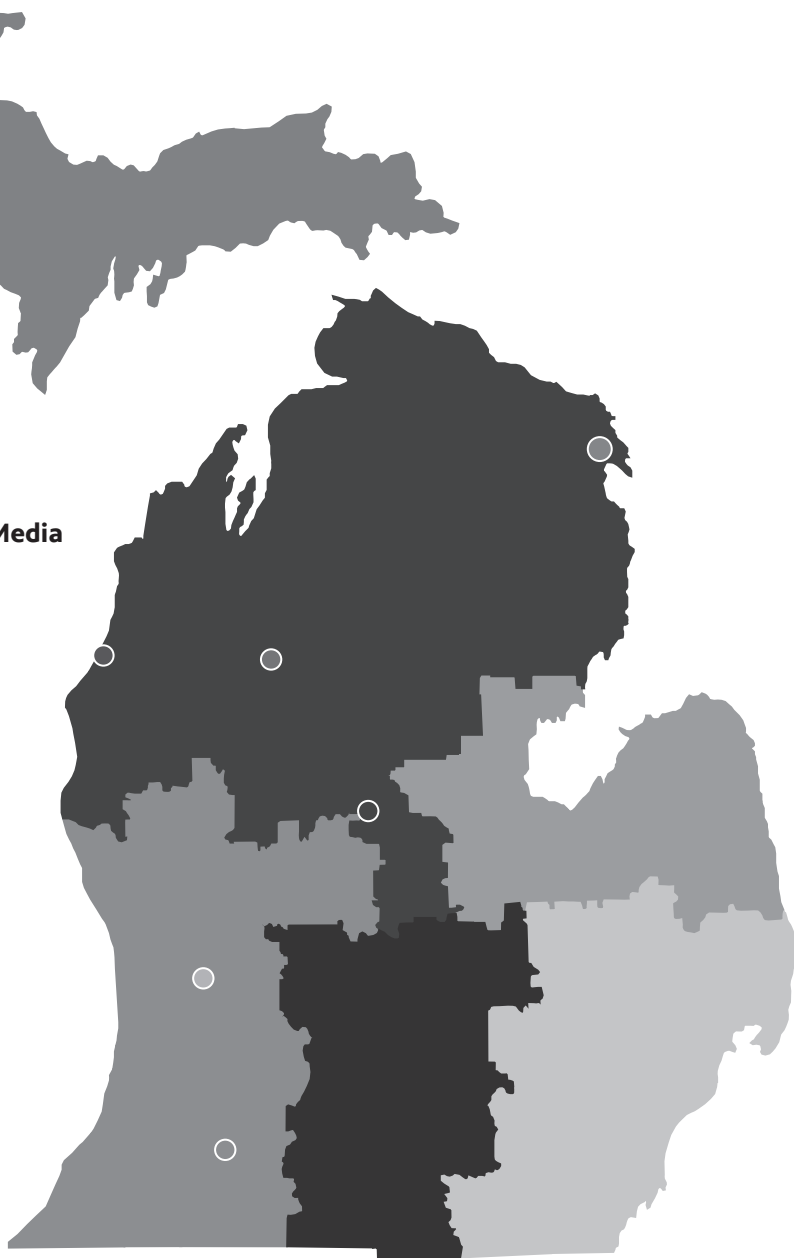
■ **WCMU**
Alpena
Channel 6.4
Renee Mahon
mahon2rm@cmich.edu

■ **WGVU**
Grand Rapids
Channel 35.6
Rachel Cain
cainra@gvsu.edu

■ **WDCQ**
Delta College Public Media
Channel 19.5
Lauren Saj
laurensaj@delta.edu

■ **WKAR**
WKAR Public Media
Channel 23.5
Robin Pizzo
robin@wkar.org

■ **WTVS**
Detroit Public TV
Channel 56.5
Shernita Rodgers
srodgers@dptv.org



On TV. Online.
Statewide.

Learn more about the Michigan Learning Channel at
Facebook Live at fb.me/michlearning
www.michiganlearning.org/summer

   Follow @MichLearning on social media to find out more.



Where to Find the Michigan Learning Channel

Find your favorite shows anywhere you go!

From the QR Codes:

Scan any of the QR codes in this book to see the accompanying video right on your device.

On Demand:

Video lessons and activities at MichiganLearning.org

Click your grade level for this week's selected lessons

Or, use "Find a Lesson" to search by grade, subject, and educational standard

On the App:

Find shows on the free PBS app

The PBS App is available for mobile devices, Roku, Apple TV, and on many Smart TVs.

Search for Read Write Roar, Math Moments, Extra Credit, DIY Science Time, Wimee's Words, InPACT at Home, Simple Gift Series, and more great programs.

On the Livestream:

Watch the 24/7 livestream at MichiganLearning.org/live-tv

On TV:

Find us on broadcast television with an antenna



On TV. Online.
Statewide.

Learn more about the Michigan Learning Channel at
Facebook Live at fb.me/michlearning
www.michiganlearning.org/summer



Follow @MichLearning on social media to find out more.



Learn Anywhere!

On Air. Online. On Demand.

Serving students statewide through your local PBS station, the Michigan Learning Channel has everything kids need to build their brains and engage in learning key concepts to succeed in school!



Preschool

Read, sing, and play with your little one.

Wimee's Words

Join Wimee, the fun, lovable robot that inspires kids to learn through creativity.

Simple Gift Series

Make music, find something new, and read with Betty the Bookworm.

POP Check

Mindful practice tools to Pause, Own what we are feeling, and Practice relaxing.

Kindergarten to 3rd Grade

Keep kids learning with fun lessons taught by Michigan teachers.

Read, Write, Roar

Kids build literacy skills with engaging ELA lessons.

Math Might

Build number sense and learn strategies for solving math problems.

InPACT

Get moving with this home-based physical activity program.

4th to 6th Grade

Short, engaging videos and hands-on lessons keep tweens engaged.

Extra Credit

Creative writing, math, fitness, career exploration, and more!

Curious Crew

Dr. Rob Stephensen and inquisitive kids take a hands-on approach to scientific exploration.

Story Pirates

Bite-sized literary lessons with comedians, authors, and teachers.



VISIT us online to view all shows, learn about events,
and download activities!

www.michiganlearning.org

Follow @michlearning to find out more.



WEEKDAY SUMMER SCHEDULE

TIME	GRADE	WHAT'S ON
6AM	Pre-K	Wimee's Words, Simple Gifts Series, Signing Time, PBS Kids Shows
7AM		Let's Learn
8AM	Kindergarten	Read, Write, ROAR!, Math Might's and more
9AM	1st Grade	
10AM	2nd Grade	
11AM	3rd Grade	
12:30PM - 1:30PM	4th - 5th Grade	Lunch Time Block: Live From the Opera House, Camp TV, Story Pirates TV, Math & Movement
1:30PM - 3PM	Pre-K	Wimee's Words, Simple Gifts Series, Signing Time, PBS Kids Shows
3PM - 6PM	4th - 8th Grade	Afternoon Block: Make48, Make it Artsy, Extra Credit, Into the Outdoors DIY Science Time, Curious Crew, Story Pirates TV, SciGirls
6PM - 7PM	Kindergarten - 3rd Grade	Read, Write, ROAR!, Math Might's and more
7PM - 8PM		Local Shows and Quiet Time Block: Live From the Opera House, Camp TV, AADL Storytime
8PM - 9PM	7th - 12th Grade	Road Trip Nation, Great Lakes Now, Destination Michigan, Startup, Native Report, National and Local PBS Specials
9PM - 6AM		PBS programs related to educational standards

Details at MichiganLearning.org/schedule

rev 03/23

WATCH on the Michigan Learning Channel.
Episodes are available on-demand or stream the channel at MichiganLearning.org/summer

Visit MichiganLearning.org and follow [@MichLearning](https://twitter.com/MichLearning) on social media to find out more.





Learn at Home with PBS KIDS

Explore reading, math, science, life lessons, and more on the PBS KIDS 24/7 channel and live stream! The TV schedule below offers you and your child a chance to learn anytime alongside your friends from PBS KIDS.

TIME (M-F)	SHOW
6/5c am	Clifford the Big Red Dog
6:30/5:30c am	Elinor Wonders Why
7/6c am	Dinosaur Train
7:30/6:30c am	Pinkalicious & Peterrific
8/7c am	Pinkalicious & Peterrific
8:30/7:30c am	Sesame Street
9/8c am	Sesame Street
9:30/8:30c am	Work It Out Wombats!
10/9c am	Rosie's Rules
10:30/9:30c am	Daniel Tiger's Neighborhood
11/10c am	Daniel Tiger's Neighborhood
11:30/10:30c am	Curious George
12 pm/11c am	Curious George
12:30 pm/11:30c am	Donkey Hodie
1/12c pm	Donkey Hodie
1:30/12:30c pm	Work It Out Wombats!
2/1c pm	Rosie's Rules
2:30/1:30c pm	Alma's Way
3/2c pm	Alma's Way
3:30/2:30c pm	Nature Cat
4/3c pm	Nature Cat
4:30/3:30c pm	Arthur
5/4c pm	Arthur
5:30/4:30c pm	Odd Squad
6/5c pm	Wild Kratts
6:30/5:30c pm	Wild Kratts

Access FREE, at-home learning activities, tips, and more on pbskidsforparents.org

PBS KIDS and the PBS KIDS logo are registered trademarks of Public Broadcasting Service. Used with permission.

rev 4/23



App Learning Goals

MULTIPLE LEARNING GOALS GRADES PK-2



Free learning games with your favorite PBS KIDS characters anytime, anywhere!



Thousands of free videos from PBS KIDS, the #1 educational media brand for kids.

App	Grade	Learning Goals
Daniel Tiger for Parents (for parents & caregivers)	PK-K	Emotions, Self-Awareness & Relationships
Jet's Bot Builder	K-2	Science & Engineering
Molly of Denali	K-2	Literacy
Nature Cat's Great Outdoors	K-2	Science
PBS KIDS ScratchJr	1-2	Critical Thinking & Coding
PBS Parents Play & Learn	PK-K	Literacy & Math
Photo Stuff with Ruff	K-2	Science
Play and Learn Engineering (for parents & caregivers)	PK-K	Science & Engineering
Play and Learn Science (for parents & caregivers)	PK-K	Science
Ready Jet Go! Space Explorer	K-2	Science
Ready Jet Go! Space Scouts	K-2	Science & Engineering
The Cat in the Hat Builds That!	PK-K	Science & Engineering
The Cat in the Hat Invents	PK-K	Science & Engineering



FREE APPS
at pbskids.org/apps



PBS KIDS and the PBS KIDS Logo are trademarks owned by Public Broadcasting Service. Used with permission.

Week 1: Animals

June 19-25

Explore the animal kingdom for ferocious fun! Our featured careers this week are biologist, zookeeper, and veterinarian. Scan the QR code or visit MichiganLearning.org/Summer/Animals to explore all of our videos this week.

Use the sheet below to mark off this week's activities as you complete them. See if you can get a BINGO! Some of them are in this book, and some ask you to use your imagination or go outside.



Talk to someone who works with animals	 60 mins. of activity	 Read 20 minutes	Be curious with Elinor Wonders Why	Watch Read, Write, ROAR!
 Read 20 minutes	 Watch Math Might's	 Look for birds	Go on Nature Cat's Scavenger Hunt	 60 mins. of activity
 60 mins. of activity	Watch Wimee's Words	 HAVE FUN! (Free Space)	Draw yourself as a veterinarian	 Read for 20 minutes
Watch Read, Write, ROAR!	Tidy up the help forest	 Watch Math Might's	Watch InPACT at Home	Watch Wimee's Words
Watch InPACT at Home	 Read 20 minutes	Pretend to be a dinosaur	 60 mins. of activity	Fill out the "I Read It" Book review




I Read It!

Instructions: Has your child recently read a great book? Encourage them to describe the most memorable parts using the space below.

My Book

Book Title: _____

Author: _____




My Review

What I liked best about this book:

How I felt after reading this book:

I would recommend this book: **yes** or **no** (circle one)



PBS KIDS and the PBS KIDS Logo are registered trademarks of Public Broadcasting Service. Used with permission.

Let's Be Curious!

(name)

What do you want to know more about?

Let's Plan!

What will you do to investigate? What tools and materials will you use?
What senses will you use to observe? How will you stay safe?



Let's Explore!

Record what you observe or discover:

I noticed...

Let's Share!

Talk about what you noticed.
What else are you interested in investigating?
What do you wonder about now?

I wonder...



Visit pbskids.org/elinor

ELINOR WONDERS WHY© 2020 SHOE Ink, LLC. All Rights Reserved. Funding for ELINOR WONDERS WHY© is provided by Ready To Learn Grant from the U.S. Department of Education; the Corporation for Public Broadcasting, a private corporation funded by the American People; and by public television viewers. The contents of this document were developed under a grant from the Department of Education. However, those contents do not necessarily represent the policy of the Department of Education, and you should not assume endorsement by the Federal Government. The project is funded by a Ready To Learn grant (PR/AWARD No. U295A150003, CFDA No. 84.295A) provided by the Department of Education to the Corporation for Public Broadcasting. PBS KIDS and the PBS KIDS Logo are registered trademarks of Public Broadcasting Service. Used with permission.



Funded by






Name _____

Tidy up the Kelp Forest!

Instructions: Tyke the Pacific Harbor Seal has hidden items that don't belong in the ocean. Can you help Tidy the Garibaldi Fish clean up? Circle the eight items that don't belong.



Reeftown Ranger Tip:

Never throw trash in the street. Rain can wash it down the storm drain and into rivers and streams. All rivers lead to the ocean!

Find more games and activities at pbskidsforparents.org



SPLASH AND BUBBLES TM & © 2021 The Jim Henson Company. © Herschend Enterprises. All Rights Reserved. PBS KIDS and the PBS KIDS Logo are registered trademarks of Public Broadcasting Service. Used with permission. Made available by the Corporation for Public Broadcasting, a private corporation funded by the American people.











Scavenger Hunt



pbskids.org

It's time to explore!
Take a walk around your neighborhood and see if you can find the following items.
Check the box for each item you find.

For the empty boxes, draw what you found or tape an item to the page.

 Flower	Something that smells good	 Bug	Something beautiful
 Bird	Something Soft	 Flying insect	 Something rough
 Leaf	Something prickly	 Pinecone or acorn	 Spider or spiderweb

For more printables, go to pbskidsforparents.org



Major funding for the series is provided by the Corporation for Public Broadcasting (CPB) and the Van Eekeren Family, founders of Land O'Frost. Additional funding: The Hamill Family Foundation, The Segal Family Foundation, The Arthur M. and Dorey M. Foundation, The Bobo Family Foundation, Elizabeth M. and George M. Foundation, The Baum Family Fund, Bobolink Foundation, Sage Foundation, The David E. Zyer Family, Dr. Scribner Foundation, and Colonel Stanley R. McNeil Foundation. NATURE CAT and associated characters, trademarks and design elements are owned by Spiffy Entertainment, LLC © 2011. Spiffy Entertainment, LLC. All rights reserved. PBS KIDS and the PBS KIDS logo are registered trademarks of Public Broadcasting Service. Used with permission. This document may be printed for personal, non-commercial purposes.





ACTIVITY GUIDE

Episode 104: Animal Antics

Scan below to watch lesson



Read It and Match It

Let's practice alliteration! Alliteration is when words that are either next to each other or very close to each other have the same first sound. Tall towers or fancy flowers are examples of alliteration with words next to each other.

First, read the word on the left with your child. Then, match the first sound of that word to the first sound of the name of the animal on the right.

Silly

Frog




Lazy

Horse



Fancy

Duck



Happy

Snake



Big

Lion



Dapper

Bear



Tidy

Turtle





ACTIVITY GUIDE

Episode 202: Precipitation starts with P

Book: *What Is Precipitation?* by Robin Johnson

Scan below to watch lesson



Letter Heroes

Read the sentence out loud. Highlight or lightly color over the uppercase letter **P**'s and lowercase letter **p**'s.

Pp

I like playing in puddles!

The next time it rains, put on your boots and jump in a puddle.

Words to Know

- **precipitation** - water that falls from the clouds
- **temperature** - tells us how hot or cold something is
- **rain** - liquid water that falls from clouds
- **snow** - solid water that falls from clouds when it is cold
- **sleet** - small hard ice pellets that falls from clouds
- **hail** - hard chunks of ice that falls from clouds

Draw It


Draw the different kinds of precipitation falling from the clouds.





Hunt For Shapes

Direction: Hunt for shapes in the picture. Record how many of each shape are in the picture.

















Week 2: Across America

June 26 – July 2

From coast to coast, explore what it means to be American. Our featured careers this week are reporter, architect, and paramedic. Scan the QR code or visit MichiganLearning.org/Summer/America to explore all of our videos this week.

Use the sheet below to mark off this week's activities as you complete them. See if you can get a BINGO! Some of them are in this book, and some ask you to use your imagination or go outside.



Act out structures with ArchiTREKS	 60 mins. of activity	 Read 20 minutes	 Do a good deed	Watch Read, Write, ROAR!
 Read 20 minutes	 Watch Math Might's	Learn about a family member's job	Try a new food	 60 mins. of activity
 60 mins. of activity	Watch Wimee's Words	 HAVE FUN! (Free Space)	 Go swimming	 Read 20 minutes
Watch Read, Write, ROAR!	 Do a good deed	 Watch Math Might's	Watch InPACT at Home	Watch Wimee's Words
Watch InPACT at Home	 Read 20 minutes	Make superhero wrist cuffs	 60 mins. of activity	Find the objects in "Blown Away"

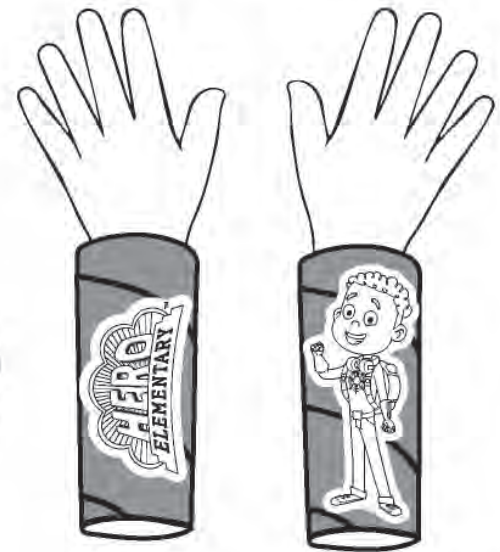
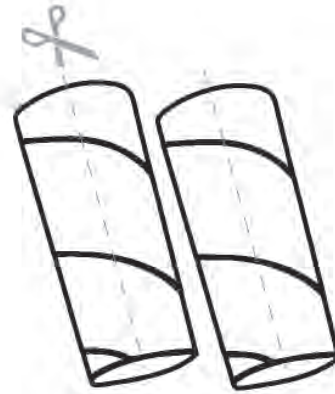


Recycled Superhero Wrist Cuffs

AJ Gadgets uses his Superpowers of Science to engineer cool new gadgets from recycled materials. Join Sparks' Crew by making your own HERO ELEMENTARY superhero wrist cuffs from empty toilet paper rolls.

Directions:

1. Find two empty toilet paper rolls and make a cut down the length of each one so that you can slip one over each wrist.
2. Decorate your superhero wrist cuffs! You can use paint, markers, glitter, yarn, fabric or your favorite art supplies.
3. Color and cut out the images below and affix one to each wrist cuff. Can you find other recycled materials from around your house to add to your cuff?
4. Wear your wrist cuffs and remember you can be a superhero by being kind and helping others!



AJ Gadgets

For more games and activities, visit pbskidsforparents.org

Funded by:



ABCmouse.com




©2021 Twin Cities Public Television, Inc. All rights reserved. Hero Elementary characters, artwork, and underlying materials are trademarks and copyrights of Twin Cities Public Television, Inc. The PBS KIDS wordmark and the PBS KIDS Logo are registered trademarks of Public Broadcasting Service. Used with permission.

The contents of this program were developed under a grant from the U.S. Department of Education (PR U295A150012). However, those contents do not necessarily represent the policy of the Department of Education, and you should not assume endorsement by the Federal Government. Made available by the Corporation for Public Broadcasting, a private corporation funded by the American people.

Funding for Hero Elementary is provided by a Ready To Learn grant from the U. S. Department of Education. Additional funding made possible by ABCmouse.com and Target.



This page was left blank to cut out the activity on the other side.





Clifford
The BIG RED DOG

Story Starter

Instructions: Clifford has dug up something exciting in the sand!
Ask your child to draw what he has found.



 SCHOLASTIC


PBS KIDS and the PBS KIDS logo are registered trademarks of Public Broadcasting Service. Used with permission. SCHOLASTIC is a trademark and/or registered trademark of Scholastic Inc. CLIFFORD THE BIG RED DOG ® & © The Norman Bridwell Trust. All rights reserved.

ArchiTREKS: Structures

Acting Out Structures



COLUMN



ARCH



COLUMN AND BEAM



DOME




TENSION



CANTILEVER




LOAD AND SUPPORT



VAULT / TUNNEL



COMPRESSION



FLYING BUTTRESSES

How does your house stay standing? Architects use structures like columns, beams, and arches to make buildings strong and be sure they last for many years. Grab a grown-up or a friend and try to make columns, beams, and arches with your body!



Blown Away

Name _____

We were having fun in the yard until the wind blew our stuff all over the place! Now I can't find my hat! My ukulele! And all this other random stuff! Help me find:



1 Five



1 Fish



6 Bones



1 Seven



My Hat



5 Marbles



1 Ukulele

As you find things, number them so we can see they're all there. Then color the whole scene.



PARENTS: CLUES YOU CAN USE to help kids find...

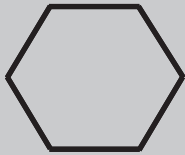
- Peg's hat - It's **on top** of a hydrant.
- Peg's uke - It's **upside down**, leaning against the fence.
- 1 number 5 - It's on the **front** of Connie's house.
- 1 fish - It's on my roof.
- 6 bones - Check Cat's drawing, a roof, **under** a house, **beside** the same house, **on the front** of Viv's house, and **under** a very Big Dog.
- 1 number 7 - It's just **beyond** a fence.
- 5 marbles - Find them on a wheel, in the sky, on a necklace, on Viv's roof, and on a house **beyond** a 7.

Find more games and activities at pbskidsforparents.org



Pattern Block Puzzle Challenge

Directions: Cut out the pattern blocks. Use the pattern blocks to cover the image. Count and record how many of each shape you used.



hexagon



trapezoid



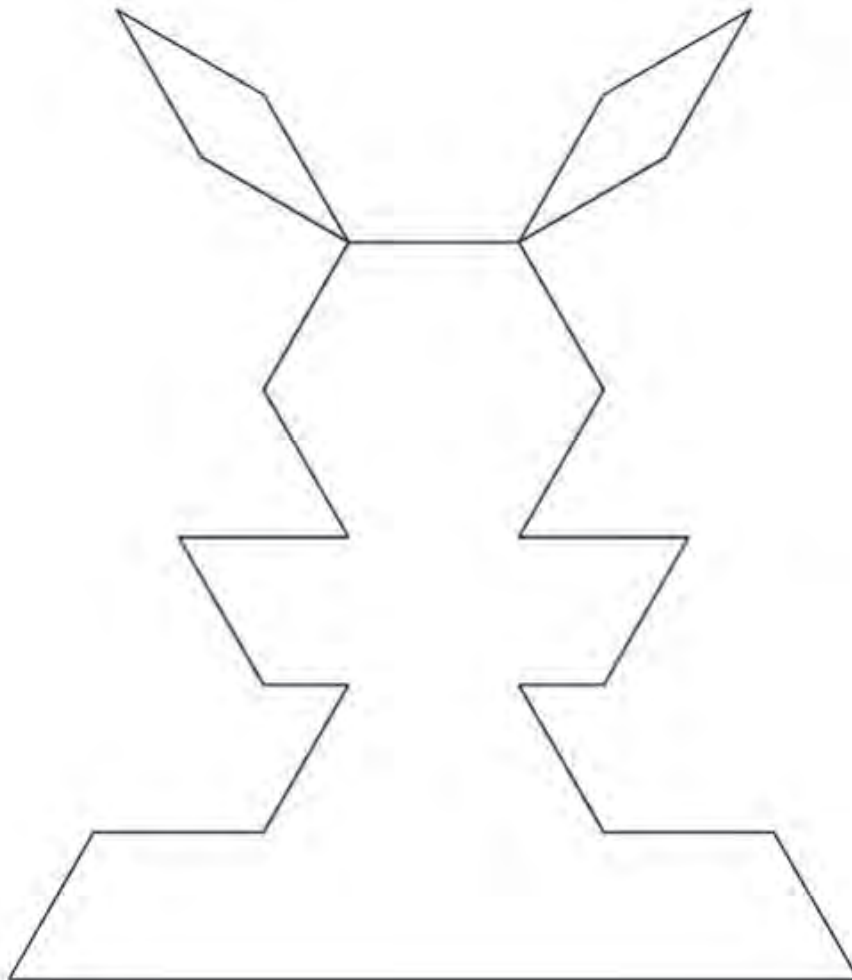
rhombus







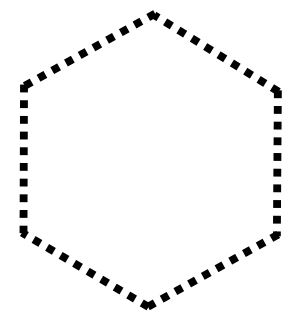
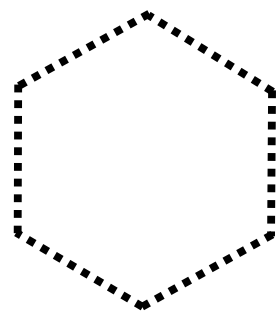
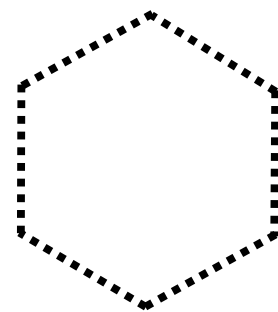
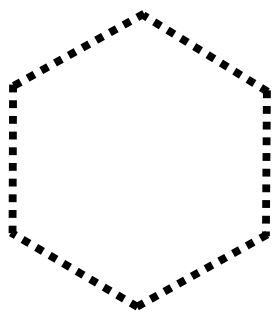









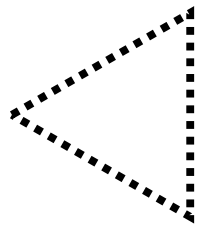
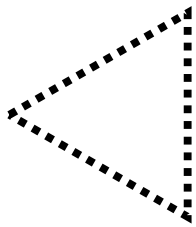
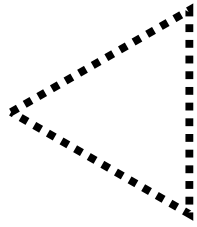


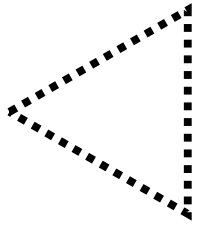
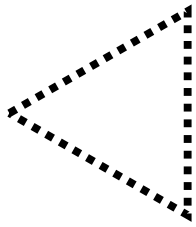
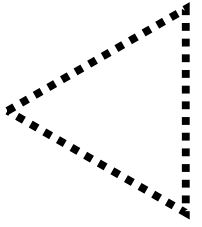


square




triangle







This page was left blank to cut out the activity on the other side.





ACTIVITY GUIDE

Episode 203: Measuring Temperature and The Letter N
Book: *What is temperature?* By Robin Johnson



Read It

Have an adult read the poem out loud to you and talk about the weather in each of the four seasons.

Weather
By Corinne Alt

The seasons help
Predict the weather!
Fall, Winter, Spring, Summer

We check the temperature
To know how to dress,
So you don't have to guess!

A thermometer is a tool,
That we use to measure
If it is hot or cool!

High Frequency Words

Circle the high-frequency words in the poem.

is or

Write It

Highlight or lightly color over the uppercase letter **N's** and lowercase letter **n's** in the poem.

Nn



Look for the uppercase letter N and the lowercase letter n on street signs as you are riding in the car.

Words to Know

temperature - how hot or cold something is

thermometer - a tool to measure temperature

Practice reading the temperature on a thermometer with an adult.












Week 3: Sports and Games

July 3-9

Get serious about fun pastimes from soccer to Sudoku. Our featured careers this week are dancer, athletic trainer, and musician. Scan the QR code or visit MichiganLearning.org/Summer/Sports to explore all of our videos this week.

Use the sheet below to mark off this week's activities as you complete them. See if you can get a BINGO! Some of them are in this book, and some ask you to use your imagination or go outside.



Try Wimee's Maze	 60 mins. of activity	 Read 20 minutes	Draw yourself as an athlete	Watch Read, Write, ROAR!
 Read 20 minutes	 Watch Math Might's	Practice yoga poses	Create patterns with Mr. E's Shells	 60 mins. of activity
 60 mins. of activity	Watch Wimee's Words	 HAVE FUN! (Free Space)	Make up a new sport or game	 Read 20 minutes
Watch Read, Write, ROAR!	Talk to someone who works outside	 Watch Math Might's	Watch InPACT at Home	Watch Wimee's Words
Watch InPACT at Home	 Read 20 minutes	Make an obstacle course	 60 mins. of activity	Try a new food




Yoga Poses

Practice these kid-friendly yoga poses.



belly breathing




triangle pose




boat pose




tree pose



cobra pose



waterfall pose



crab pose



frog pose



zero pose

Find more games and activities at pbskidsforparents.org

PBS KIDS and the PBS KIDS Logo are registered trademarks of Public Broadcasting Service. Used with permission. Made available by the Corporation for Public Broadcasting, a private corporation funded by the American people.



IMPACT at HOME

Activity Cards

Cut out the cards. When you're feeling antsy, try following the directions for one of the exercises!

Blast-Off Lunges

INSTRUCTIONS

1. Get into a lunge position with left leg forward, hips underneath you, and right leg behind your right hip.
2. Slowly sink into a lunge, trying to get your knee to touch the ground.
3. Immediately "blast off" by hopping upwards and into next lunge position with right leg forward and left leg behind.
4. If needed, instead of jumping into the next lunge position, jump with feet together and then bounce into lunge position.
5. Repeat as many rounds as possible.

IMPACT
at HOME

© 2021 Regents of the University of Michigan

Side Leg Lifts

INSTRUCTIONS

1. Start by laying on your side with your legs stacked on top of each other.
2. Slowly raise your top leg up towards the sky and then back down.
3. Complete 10 repetitions and then switch legs.
4. Complete 3 sets per leg.
5. For added challenge, tape a bag of water to the top leg for some added weight!

IMPACT
at HOME

© 2021 Regents of the University of Michigan

Tap Backs

INSTRUCTIONS

1. Stand up tall and proud with your feet together and hands on your hips.
2. Take your right foot and tap it right behind you, then place back to starting position.
3. Take your left foot and tap it right behind you, then place back to starting position.
4. Repeat as fast as can to get 100 tapbacks (50 on each leg).

IMPACT
at HOME

© 2021 Regents of the University of Michigan

Ski Jumps

INSTRUCTIONS

1. Start by standing tall with your feet shoulder width apart.
 2. Using only your right foot, jump to the left about 2-3 feet and land on your left foot.
 3. Gather yourself and then using only your left foot, jump to the right 2-3 feet and land on your right foot.
 4. Repeat this as many times as you can for 30 seconds.
- Bonus:** After each time you jump, touch the ground with the same hand as the side you landed on
Ex: Land on your left foot, touch the ground with your left hand.

IMPACT
at HOME

© 2021 Regents of the University of Michigan

Cereal Bowl

INSTRUCTIONS

1. Lay flat on your back with feet together.
2. Bring your knees together and raise both legs up so that your feet are facing the ceiling.
3. In slow motion, stir the imaginary bowl of cereal with feet and keep hands under your bottom.
4. Repeat 30 times.

IMPACT
at HOME

© 2021 Regents of the University of Michigan

Lay Down Hip Stretch

INSTRUCTIONS

1. Start by sitting at the edge of a bed in a relaxed position with your feet hanging off.
2. Lay back, and pull your right knee towards your chest while keeping your left leg hanging off the bed.
3. Pull your knee until you feel a stretch in your left hip and hold for 10-15 seconds.
4. Relax, switch legs, and then repeat 2-3 times per leg.

IMPACT
at HOME

© 2021 Regents of the University of Michigan

Alligator Breath

INSTRUCTIONS

1. Stand with legs hip-width apart.
2. Spread arms out wide and inhale as you reach outward.
3. When you exhale, clap your hands together as many times as possible like baby alligator jaws.

IMPACT
at HOME

© 2021 Regents of the University of Michigan

Cloud Watching

INSTRUCTIONS

1. Find a day where there are a lot of clouds in the sky.
2. Lay down on your back on the ground or in the grass and look up into the sky.
3. Watch and admire all the different clouds. Look at the different shapes they make, how fast/slow they're moving, and where they are moving to!

IMPACT
at HOME

© 2021 Regents of the University of Michigan



Help Wimee get to his friend's house.
Then, circle all the letters you can find.

a n v h f k u j p i b z
t w l c g
d o y m e x r s

Join our live interactive shows at Wimee.tv





Name _____

Try a New Food. It Might Taste Good!

If you try lots of different foods, you might find something that's grr-ific!

Did you know that you should try a new food more than ten times? Your taste buds need to get used to it! Talk with your child about the different food groups.



Try out foods from each group:

fruit











protein

grain

vegetable

dairy

Draw a picture of the food you tried. For each food, circle the picture of the face that shows if you thought it was good or if you will try it again.

A Fruit (Like a banana, a kiwi, or a pear)		 Good	 I'll try it again.
A Vegetable (Like lettuce, a cucumber, or an eggplant)		 Good	 I'll try it again.
A Protein (Like beans, nuts, or eggs)		 Good	 I'll try it again.
A Dairy Food (Like yogurt or cheese)		 Good	 I'll try it again.
A Grain Food (Like quinoa, wheat bread, or pita)		 Good	 I'll try it again.

Find more games and activities at pbskidsforparents.org





PBS, KIDS and the PBS KIDS logo are registered trademarks of Public Broadcasting Service. Used with permission. DANIEL TIGER'S NEIGHBORHOOD © 2012 The Fred Rogers Company. All rights reserved. Made available by the Corporation for Public Broadcasting, a private corporation funded by the American people.



Create Patterns

Mr. E's Shell Garden

Color in Mr. E's garden. Use the same pattern of colors that JunJun sings in his song: blue, yellow, yellow!



This content was developed under grants from the Department of Education and from the National Science Foundation. However, this content does not necessarily represent the policy of the Department of Education and/or the opinions, findings, and conclusions of the National Science Foundation, and you should not assume endorsement by the Federal Government. The project is funded by a Ready To Learn grant [PR/Award No. S295A2.00004, CFDA No. 84.295A] provided by the Department of Education to the Corporation for Public Broadcasting and by a grant from the National Science Foundation (DRL-2005975) to WGBH Educational Foundation.





ACTIVITY GUIDE

Episode 206: Storms and the Letter S

Book: *Thunder and Lightning* by Wendy Pfeffer

Scan below to watch lesson



Draw It

Draw a picture of what you may see during a thunderstorm.



Ask an adult to help you create a list of clothing you can wear in the rain..

Letter Heroes

The word **storm** begins with the letter **s**.

Ss

Highlight or lightly color over the uppercase letter **S's** and lowercase letter **s's** in the sentence below.

When I stepped outside, it started to storm.

Write It

Have an adult help you read the following words out loud. Unscramble the words to make a sentence. Write the words on the lines below.

when

can

storms.

it

stay

safe

I

inside



Represent the Equation



Directions: Using two different colors fill in the Counting Buddy Senior to represent the equation.

Example: $10 = 6 + 4$



$10 = 5 + 5$



$10 = 7 + 3$



$10 = 1 + 9$














Week 4: Engineering

July 10-16

Tinker, design, build, rebuild, and find engineering everywhere. Our featured careers this week are engineers from all kinds of specializations, auto design director, and software developer. Scan the QR code or visit MichiganLearning.org/Summer/Engineering to explore all of our videos this week.

Use the sheet below to mark off this week's activities as you complete them. See if you can get a BINGO! Some of them are in this book, and some ask you to use your imagination or go outside.



Draw a family member's car	 60 mins. of activity	 Read 20 minutes	Pretend to be a robot	Watch Read, Write, ROAR!
 Read 20 minutes	 Watch Math Might's	Build a better birdbath	Ask a family member about their job	 60 mins. of activity
 60 mins. of activity	Watch Wimee's Words	 HAVE FUN! (Free Space)	Build with blocks or toys	 Read 20 minutes
Watch Read, Write, ROAR!	Design an invention	 Watch Math Might's	Watch InPACT at Home	Watch Wimee's Words
Watch InPACT at Home	 Read 20 minutes	Try a new food	 60 mins. of activity	Pretend to be a racecar driver



ACTIVITY GUIDE

Episode 208: W is for Wild Weather
Book: *What is a Hurricane?* By Robin Johnson

Scan below to watch lesson



Letter Heroes

Read the sentence out loud.
Highlight or lightly color over the uppercase letter **W's** and lowercase letter **w's**.

Ww

What are hurricanes, and how can we stay safe?

Words to Know

hurricane - huge storms with strong, swirling winds

severe weather - dangerous weather that can hurt people and animals

evacuate - to leave a place of danger

supply kit - provides food, water, blankets, and other items you need if you have to evacuate

Label It

Label each item you can find in a supply kit. Draw a line from each word to the item it describes. You can even use these items to make your own supply kit.

water

blanket

radio

canned food





Build a Better Birdbath



It's all in the column!

After a birdbath mishap, Ruff wonders if a different column would make it stronger. Which shape would support the most weight?

Help Ruff build a better birdbath. Using paper and books, investigate with three different birdbath models to find the strongest design.

Materials:

- Column templates
- Tape
- Books

Instructions:

- 1) Print the column templates (on the following pages) and construct three different shaped columns—square, triangle, and circle.
- 2) On a hard surface, stand the three columns on end. Can you predict which shape is the strongest?
- 3) Place a book on top of the first column to create a birdbath platform. Now place that same book on the second and third columns. Did any of the columns support the book?
- 4) Now try placing two or three books on the remaining columns. To keep the weight equal, stack the same books on each column. Which was the strongest? Was your prediction correct?

REMEMBER: Columns are most stable with a balanced load. Place the books evenly on top of each column.

More Ways to Play:

- Can you build a structure that holds three or more books?
- Try using more than one column.
- Try using different types of paper.



For more fun, visit pbskidsforparents.org



The contents of this document were developed under a cooperative agreement (PR/Award No. U295A150003, CFDA No. 84.295A) from the U.S. Department of Education. However, these contents do not necessarily represent the policy of the Department of Education, and you should not assume endorsement by the Federal Government. • The Ruff Ruffman Show © 2017 WGBH Educational Foundation. • The PBS KIDS logo & PBS KIDS © PBS. Used with permission. • This document may be printed for personal, non-commercial purposes. Made available by the Corporation for Public Broadcasting, a private corporation funded by the American people.

Square Column


(fold)

Print page at 100%
Flap for Overlap (tape to opposite edge)

(fold)



(fold)




(fold)

The contents of this document were developed under a cooperative agreement (PR/Award No. U295A150003, CFDA No. 84.295A) from the U.S. Department of Education. However, these contents do not necessarily represent the policy of the Department of Education, and you should not assume endorsement by the Federal Government. * The Ruff Ruffman Show © 2017 WGBH Educational Foundation. * The PBS KIDS logo & PBS KIDS © PBS. Used with permission. * This document may be printed for personal, non-commercial purposes. Made available by the Corporation for Public Broadcasting, a private corporation funded by the American people.



This page was left blank to cut out the activity on the other side.



Triangle Column

(fold)

Print page at 100%
Flap for Overlap (tape to opposite edge)

(fold)




(fold)



The contents of this document were developed under a cooperative agreement (PR/Award No. U295A150003, CFDA No. 84.295A) from the U.S. Department of Education. However, these contents do not necessarily represent the policy of the Department of Education, and you should not assume endorsement by the Federal Government. * The Ruff Ruffman Show © 2017 WGBH Educational Foundation. * The PBS KIDS logo & PBS KIDS ® PBS. Used with permission. † This document may be printed for personal, non-commercial purposes. Made available by the Corporation for Public Broadcasting, a private corporation funded by the American people.



This page was left blank to cut out the activity on the other side.



Circle Column

(fold)


Print page at 100%
Flap for Overlap (tape to opposite edge)



The contents of this document were developed under a cooperative agreement (PR/Award No. U295A150003, CFDA No. 84.295A) from the U.S. Department of Education. However, these contents do not necessarily represent the policy of the Department of Education, and you should not assume endorsement by the Federal Government. * The Ruff Ruffman Show © 2017 WGBH Educational Foundation. * The PBS KIDS logo & PBS KIDS © PBS. Used with permission. * This document may be printed for personal, non-commercial purposes. Made available by the Corporation for Public Broadcasting, a private corporation funded by the American people.



This page was left blank to cut out the activity on the other side.





Make 10 With the Counting Buddy



Materials: dice, two different colored crayons, recording sheet for each player

Directions:

1. Play with a partner. Player 1 rolls the dice and colors in that number on the Counting Buddy.
2. Player 2 determines how many more are needed to make 10 and colors in the remaining circles with a different color.
3. Both partners fill in the equation on their recording sheet to show the 2 parts that make the 10.


1.



2.



3.



4.



5.





Recording Sheet



1.	$10 = \underline{\quad\quad\quad} + \underline{\quad\quad\quad}$
2.	$10 = \underline{\quad\quad\quad} + \underline{\quad\quad\quad}$
3.	$10 = \underline{\quad\quad\quad} + \underline{\quad\quad\quad}$
4.	$10 = \underline{\quad\quad\quad} + \underline{\quad\quad\quad}$
5.	$10 = \underline{\quad\quad\quad} + \underline{\quad\quad\quad}$












Week 5: Our Stories

July 17-23

From legends to our everyday lives, stories shape who we are. Our featured careers this week are writer, archaeologist, and teacher. Scan the QR code or visit MichiganLearning.org/Summer/Stories to explore all of our videos this week.

Use the sheet below to mark off this week's activities as you complete them. See if you can get a BINGO! Some of them are in this book, and some ask you to use your imagination or go outside.



Learn about a family member's job	 60 mins. of activity	 Read 20 minutes	Draw a self portrait	Watch Read, Write, ROAR!
 Read 20 minutes	 Watch Math Might's	Play Alma's Way	Watch Wimee's Words	 60 mins. of activity
 60 mins. of activity	Watch Wimee's Words	 HAVE FUN! (Free Space)	Make a family recipe with a grown up	 Read 20 minutes
Watch Read, Write, ROAR!	Go on a scavenger hunt	 Watch Math Might's	Watch InPACT at Home	Do a family interview
Watch InPACT at Home	 Read 20 minutes	Make up a story	 60 mins. of activity	Try a new food

Name _____



Leonardo da Vinci: It's Okay to Try Many Different Things

**A portrait is a picture of someone.
A self-portrait is a picture you take
or make of yourself.**

**Draw a self-portrait of
you trying something new!**



Find more games and activities at pbskidsforparents.org

Produced by:



Sponsored by:



Based on Brad Meltzer and
Christopher Ellopoulos'
best-selling kids book series




©2019 XR 1 Productions Inc. Owned or licensed by 9 Story Media Group Inc. All rights reserved.
PBS KIDS and the PBS KIDS Logo are registered trademarks of Public Broadcasting Service. Used with permission.



Play Alma's Way!

This is Alma Rivera. She lives in the Bronx, New York, with her family. Like you, she learns about her world every day. During her adventures, she always thinks things through and has lots of questions.

Cut out the characters and prop pieces along the dashed lines. Use the characters and props to play stories from Alma's Way or create your own!




ALMA'S WAY is produced by Fred Rogers Productions. ALMA'S WAY © 2021, Think It Through Media, LLC. All rights reserved. PBS KIDS and the PBS KIDS Logo are registered trademarks of Public Broadcasting Service. Used with permission. Made possible by the Corporation for Public Broadcasting, a private corporation funded by the American people.






This page was left blank to cut out the activity on the other side.






DANIEL TIGER'S NEIGHBORHOOD

Hi, Neighbor!




Instructions: Use this scavenger hunt to help your child become familiar with the people, places and things in your neighborhood.


How many items can you find together?




An insect




A stop sign




A flower pot with flowers




A house or apartment with red shutters or a red door



A bicycle or tricycle




A mailbox



Leaves from three (3) different trees



A newspaper



A neighbor whose name starts with the letter "D"

Interviewer: _____



Family Interview

Ask each other these questions, and see yourself through your family member's eyes.

What do I call you? _____

What are three words that describe me? _____

What is my best quality? _____

What do you like most about me? _____

What is the best thing I bring to our family? _____

What is the silliest thing I've ever done? _____

What makes you proud of me? _____

What surprises you about me? _____

What am I really good at? _____

Find more games and activities at pbskidsforparents.org

The contents of this document were developed under a cooperative agreement #H701265A12003, from the U.S. Department of Education. However, these contents do not necessarily represent the policy of the Department of Education, and you should not assume endorsement by the Federal Government. PBS KIDS and the PBS KIDS Logo are registered trademarks of PBS. Used with permission.





ACTIVITY GUIDE

Episode 210: Tornadoes and the Letter I

Book: *What is a Tornado?* By Robin Johnson

Scan below to watch lesson



Letter Heroes

Read the sentence out loud. Highlight or lightly color over the uppercase letter **I's** and lowercase letter **i's**.

Ii

A tornado is a huge, spinning tower.

What types of severe storms does Michigan have?

High Frequency Words

what do

Underline the high frequency words **what** and **do** in the question below.

What can we do to stay safe during a tornado?

Think About It

Circle the pictures below that are needed to stay safe during a tornado.





Build a Tower

Materials: connecting cubes

Directions:

1. Player 1 rolls a connecting cube onto the number mat and adds that number of cubes to their tower.
2. Player 2 repeats step 1.
3. The first player to make a tower of 20 wins.
4. If a student makes a tower with more than 20 cubes, they use the extra cubes to begin a new tower.

Number Mat

8	5	2
6	4	1
7	9	3

Math Might's Kindergarten #316 | © Strategic Intervention Solutions, LLC | mathmights.org
















Week 6: Great Lakes

July 24-30

Dive in and explore the lakes that make Michigan special. Our featured careers this week are meteorologist, oceanographer, and water chemist. Scan the QR code or visit MichiganLearning.org/Summer/Lakes to explore all of our videos this week.

Use the sheet below to mark off this week's activities as you complete them. See if you can get a BINGO! Some of them are in this book, and some ask you to use your imagination or go outside.



 Go fishing	 60 mins. of activity	 Read 20 minutes	 Watch the sunset	Watch Read, Write, ROAR!
 Read 20 minutes	 Watch Math Might	Conduct an ice experiment	Watch Wimee's Words	 60 mins. of activity
 60 mins. of activity	Watch Wimee's Words	 HAVE FUN! (Free Space)	Create patterns with Zadie's flowers	 Read 20 minutes
Watch Read, Write, ROAR!	 Go swimming	 Watch Math Might	Watch InPACT at Home	 Play in the rain
Watch InPACT at Home	 Read 20 minutes	Try "What Floats Your Boat?"	 60 mins. of activity	Pretend to be a scuba diver



Playing With Water


Water can be found in three different states: liquid, solid, and gas. Look at each picture and read the question below. What state is water in for each picture?

1



**Dee is getting ready to ice skate.
What kind of water can Dee ice skate on?**

2



**Del has a new pet fish.
What kind of water is his fish swimming in?**

3



**Dot is waiting for her steamy soup to cool down before she can eat it.
What kind of water is steam?**

4



**Del has gone for a swim.
What kind of water does he swim in?**

5



**Dot and Dee watch the fog roll across the water.
What kind of water is fog?**

6



**Dot and Del are playing in the snow.
What kind of water is snow?**



PBS KIDS and the PBS KIDS Logo are registered trademarks of PBS. Used with permission. The contents of this page were developed under a grant from the Department of Education. However, those contents do not necessarily represent the policy of the Department of Education, and you should not assume endorsement by the Federal Government. The project is funded by a Ready To Learn grant (PR/AWARD No. U255A150103, CFDA No. 84.255A) provided by the Department of Education to the Corporation for Public Broadcasting. Made available by the Corporation for Public Broadcasting, a private corporation funded by the American people.

answer key: solid, liquid, gas, liquid, gas, solid



Ice Cubes and Water: Now and Later

Name _____

Instructions:

1. Fill one plastic, clear cup with water and a second plastic, clear cup with ice.
2. Find a piece of chalk, a pencil, and take the two cups and this paper and go outside.
3. Pour a small amount of water on the ground. Outline the water puddle with chalk. In the first column, draw what you notice about the water.
4. Next, place one of your ice cubes on the ground and outline it with chalk. Leave one ice cube in a clear cup. After 30-minutes, in the second column, draw what you observe about the ice.
5. When another 30-minutes pass, write or draw a question you are interested in.

During my investigation I noticed this about the water...

When I first poured the water on the ground, the water looked like this...

After 30-minutes, the water I poured looked like this...

I observed this about the ice...

When I first placed the ice on the ground, the ice looked like this...

After 30-minutes, the ice looked like this..

What do you notice about how liquid water changed? _____

What do you notice about how solid water (ice) changed? _____

A question I still wonder about is... _____

I made the connection in my mind when I observed the water and ice that... _____

WIND DANCER FILMS

Find more games and activities at pbskidsforparents.org

Sponsored by: ABCmouse.com






The contents of this document were developed under a cooperative agreement (PR/Award No. U295A150003, CFDA No. 84.295A) from the U.S. Department of Education. However, these contents do not necessarily represent the policy of the Department of Education, and you should not assume endorsement by the Federal Government. © 2021 Jet Propulsion, LLC. Ready Jet Go! and the Ready Jet Go! logo are registered trademarks of Jet Propulsion, LLC. The PBS KIDS logo and PBS KIDS © PBS. Used with permission. Corporate Funding is provided by ABCmouse.com. Made available by the Corporation for Public Broadcasting, a private corporation funded by the American people.

Create Patterns

Zadie's Flower Garden

Make up a pattern for Zadie's flower garden and color in the flowers.



Work It Out Wombats! is produced by GBH Kids and Pipeline Studios.



This content was developed under grants from the Department of Education and from the National Science Foundation. However, this content does not necessarily represent the policy of the Department of Education and/or the opinions, findings, and conclusions of the National Science Foundation, and you should not assume endorsement by the Federal Government. The project is funded by a Ready To Learn grant (PR/Award No. S295A200004, CFDA No. 84.295A) provided by the Department of Education to the Corporation for Public Broadcasting and by a grant from the National Science Foundation (DRL-2005975) to WGBH Educational Foundation.

Work It Out Wombats! TM © 2023 WGBH Educational Foundation. All rights reserved.



Funding for Work It Out Wombats! is provided by:
Major Funding:





Does it sink or does it float?



Sink	Float
	



ACTIVITY GUIDE

Episode 211: Changing Weather and the Letter D
Book: *The Reason for the Seasons* by Ellie Peterson

Scan below to watch lesson

Letter Heroes

Read the sentence out loud. Highlight or lightly color over the uppercase letter D's and lowercase letter d's.

Dd

Do you see any patterns in the weather from one day to the next?

High Frequency Words

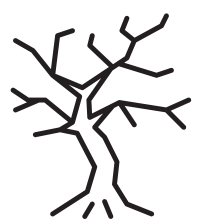
Circle the high-frequency words in the poem about Seasons.

for a

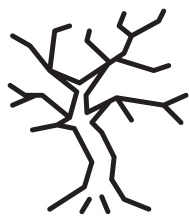
Be on the look-out for these words when someone reads you a book.

Read It

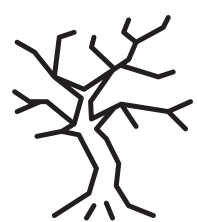
Have someone read the poem out loud with you. Color each tree to match the season.



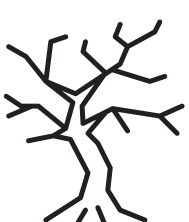
Summer



Fall



Winter



Spring

Seasons

Green, green,
Leaves blow in the breeze.

Orange, red,
A tree gets ready for bed.

White, brown,
The snow falls down.

Melting snow,
The buds are ready to grow!



Guess Then Count!

Materials: pattern blocks (you can use snacks or anything you can grab a handful of)

Directions:

1. Player 1 grabs a handful of pattern blocks and puts them together with Player 2.
2. Both players work together to come up with a guess for how many pattern blocks there are and then count the blocks.
3. Record the guess and the actual number of blocks on the recording sheet.

Round	Guess	Count
1		
2		
3		
4		
5		
6		
7		












Week 7: Around the World

July 31 – August 6

Experience food, art, music, and cultures from around the globe. Our featured careers this week are chef, airplane pilot, and cybersecurity expert. Scan the QR code or visit MichiganLearning.org/Summer/World to explore all of our videos this week.

Use the sheet below to mark off this week’s activities as you complete them. See if you can get a BINGO! Some of them are in this book, and some ask you to use your imagination or go outside.





Design your own flag	 60 mins. of activity	 Read 20 minutes	Write a story about traveling	Watch Read, Write, ROAR!
 Read 20 minutes	 Watch Math Might	Try a new food	Watch Wimee’s Words	 60 mins. of activity
 60 mins. of activity	Watch Wimee’s Words	 HAVE FUN! (Free Space)	Pretend to be an explorer	 Read 20 minutes
Watch Read, Write, ROAR!	Watch Meet the Helpers	 Watch Math Might	Watch InPACT at Home	Match Wimee’s rhyming words
Watch InPACT at Home	 Read 20 minutes	Try Amelia Earhart’s word find	 60 mins. of activity	Create a musical instrument



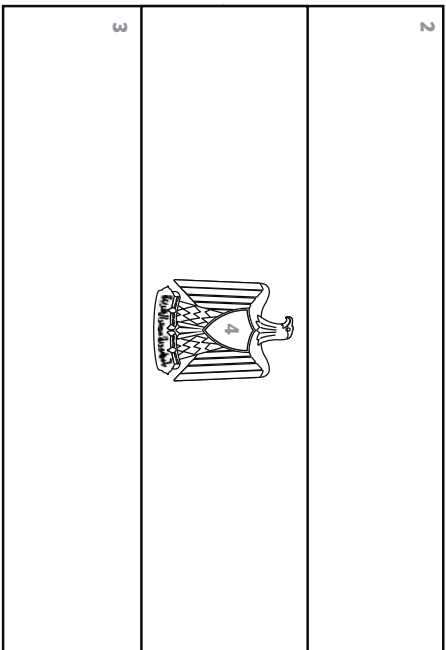
Let's Go Luna!

Color Country Flags

Luna the moon and her friends visit countries all over the world! Use the legend below to color each flag. Then invent your own flag filled with pictures of your favorite things.




United States




Egypt

Coloring Legend

- 1 - Blue
- 2 - Red
- 3 - Black
- 4 - Yellow



China




Create Your Own Flag!

Find more games and activities at pbskids.org/luna




I Am Madam President

Amelia Earhart's Travelling Word Find



F	T	P	L	A	N	E
U	T	N	S	N	R	M
N	X	K	K	A	A	T
D	F	L	Y	I	N	G
M	L	B	S	Z	I	M
H	P	I	L	O	T	W
P	A	C	K	V	N	E

Help Amelia find all the words related to her travels!



PLANE

FLYING

PILOT

SKY

PACK

FUN

Find more games and activities at pbskids.org/xavier

Produced by:



Sponsored by:



Based on Brad Meltzer and Christopher Eliopoulos' best-selling kids book series



©2020 XR 1 Productions Inc. Owned or licensed by 9 Story Media Group Inc. All rights reserved.

Wimee enjoys traveling around the world. Find all the vehicles and match them with the word that rhymes.

 train	 sheep	 duck	 car
 star	 rocket	 jeep	 can
 jet	 goat	 rain	 truck
 pocket	 van	 boat	 net

Join our live interactive shows weekdays @ 4:00p.m. EST at [Wimee.tv](https://www.wimee.tv)  



ACTIVITY GUIDE

Episode 105: All About the Letter A

Scan below to watch lesson



Build It

Circle every lowercase **a** and put a rectangle around every uppercase **A**.

A

b

A

a

a

M

A

a

v

A

R

a

W

m

a



ACTIVITY GUIDE

Episode 213: Winter Weather and the letter L

Book: *I Love Winter* by Lizzie Scott and Stephanie Fizer Coleman

Scan below to watch lesson



Letter Heroes

Read the sentence out loud. Highlight or lightly color over the uppercase letter **L's** and lowercase letter **l's**.

L l

Lilly loves learning a lot of new letters.

Use your finger to sky write the letters Ll.

Find It


Circle the pictures that begin with the letter L.



Write It

Read the question in the box. Write what you like to do in the snow. Draw a picture to go with your sentence.

What can you do in the snow?




Match the Drawing



Directions: Draw a line to match the labeled drawing to the word problems.

hotdogs


hamburgers



Karl has 5 toy trucks. For his birthday he got 2 toy cars. How many toys does Karl now have all together?

trucks

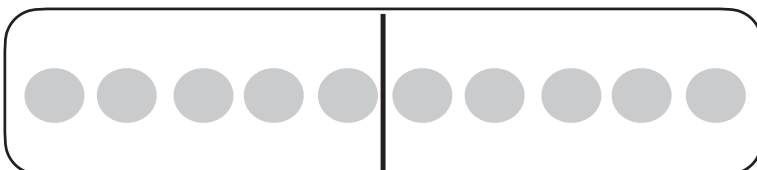
cars



Cindy made cupcakes for the school bake sale. She made 5 chocolate cupcakes and 5 vanilla cupcakes. How many cupcakes did Cindy make in all?

chocolate

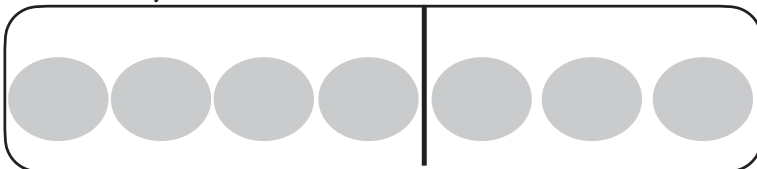
vanilla



Reagan made her friend a bracelet. She put 4 yellow beads and 3 blue beads on the bracelet. How many beads are on the bracelet?

yellow

blue



Jamal had some friends over for a barbecue. 2 friends ate hot dogs. 3 friends ate hamburgers. How many hot dogs and hamburgers were eaten altogether?














Week 8: Space

August 7-13

Meet astronauts and virtually visit the planets and stars. Our featured careers this week are astronaut, astronomer, and computer scientist. Scan the QR code or visit MichiganLearning.org/Summer/Space to explore all of our videos this week.

Use the sheet below to mark off this week's activities as you complete them. See if you can get a BINGO! Some of them are in this book, and some ask you to use your imagination or go outside.



 Stargaze	 60 mins. of activity	 Read 20 minutes	Pretend to be an astronaut	Watch Read, Write, ROAR!
 Read 20 minutes	 Watch Math Might's	Design your own telescope	Watch Wimee's Words	 60 mins. of activity
 60 mins. of activity	Watch Wimee's Words	 HAVE FUN! (Free Space)	Look at the clouds	 Read 20 minutes
Watch Read, Write, ROAR!	Draw a space creature	 Watch Math Might's	Watch InPACT at Home	Visit a new place
Watch InPACT at Home	 Read 20 minutes	Try a new food	 60 mins. of activity	 Stargaze

SPACE CREATURE

Scribbles
and
Ink



Draw a
space creature's
head here!



Have a friend
draw its
body here.



Then you
draw its legs and
feet here.



Produced by WGBH Kids for PBS. Funded by the Corporation for Public Broadcasting. © 2019 WGBH Educational Foundation. Based on Scribbles and Ink books written by Ethan Long, published by Harriet Ziefert, Inc., underlying Scribbles and Ink characters and artwork are copyrights and trademarks of Ethan Long.




pbskids.org

The PBS KIDS wordmark and the PBS KIDS Logo are registered trademarks of Public Broadcasting Service. Used with permission.



**This could be the most magical book in the world!
Draw what's inside.**



Join our live interactive shows weekdays @ 4:00p.m. EST at Wimee.tv  

WIMAGE




meijer



Design Your Own Telescope

- * Color this page and ask a grown-up to help cut along the dashed lines.
- * Wrap it around a paper tube and then tape the edges of the sheet together.
- * Use your new telescope to look at the moon, stars, or objects around you!
- * Make a map of what you found.



Find more games and activities at pbskidsforparents.org

Produced by:




Sponsored by:



LET'S GO LUNAI © 2018 LATW Productions Inc. PBS KIDS and the PBS KIDS Logo are registered trademarks of Public Broadcasting Service. Used with permission. Corporate Funding for LET'S GO LUNAI is provided by Target. Made available by the Corporation for Public Broadcasting, a private corporation funded by the American people.



This page was left blank to cut out the activity on the other side.





ACTIVITY GUIDE

Episode 215: Under the Snow and the Letter V

Book: *Over and Under the Snow* by Kate Messner

Scan below to watch lesson



Letter Heroes

Read the sentence out loud. Highlight or lightly color over the uppercase letter **V's** and lowercase letter **v's**.

Vv

Vera wore a violet vest in the very cold weather.

Use your finger to sky write the letters **Vv**.

Find It

Read the question below. Answer the question using the sentence stem.

What lives under the snow?

A _____ lives under the snow.

Write It

Start at the top and follow the clues to change each word. Sound out each new word and say it in a snap.

c	a	n
---	---	---

change the **c** to a **f**

	a	n
--	---	---

change the **n** to a **t**

f	a	
---	---	--

Draw It

Draw a picture to go with your sentence above.


Count It

How many Vv's can you find on this page?




Match Up Equations and 10-Frames


Directions: Draw a line to match the double 10-frame with the equation that represents the same number.




$$10 + 8 = 18$$



$$10 + 5 = 15$$



$$10 + 2 = 12$$



$$10 + 9 = 19$$



WHAT IS MEET UP AND EAT UP?

Meet Up and Eat Up provides FREE nutritious meals for children and teens 18 years and younger.

HOW DO I SIGN UP?

No application or sign-up needed, just come and join us!

WHERE IS IT?

To find a location near you

Visit: www.michigan.gov/meetupeatup

Call: 211

Text: Food to 304-304

Mande por texto "Comida" al 304-304



Michigan LEARNING CHANNEL

A PUBLIC MEDIA PARTNERSHIP

SUMMER!

FUN ACTIVITY BOOK

Thank You Sponsors!



The Donald and Mary Kosch Foundation



EARLY LEARNERS

On TV. Online. Statewide.

**WATCH on Michigan Learning Channel
or stream the channel at MichiganLearning.org**



Visit MichiganLearning.org and follow
[@MichLearning](https://www.instagram.com/MichLearning) on social media to find out more.

The contents of this book were developed under a grant from the U.S. Department of Education. However, those contents do not necessarily represent the policy of the Department of Education, and you should not assume endorsement by the Federal Government. The project is funded by a Ready To Learn grant (PR/Award No. S295A200004, CFDA No. 84.295A) provided by the Department of Education to the Corporation for Public Broadcasting.