



SUMMER!

FUN ACTIVITY BOOK



EARLY



On TV. Online. Statewide. VISIT MichiganLearning.org



How to Use This Book

We've curated activities that inspire learning all summer long.

Fight the summer slide with math and writing refreshers, then explore your world with scavenger hunts and science experiments the whole family can try.

Use the guides below to make the most of this summer!

1

Use Grade Levels

This book spans multiple grade levels. Choose a few lessons each week and try new ones as needed. Try tougher lessons later in the summer or next year.

2

Follow Weekly Themes

This book is designed to use for 8 weeks of summer. We suggest spreading it out over a few days each week and finding a time that works for your family.

3

Extend the Learning

Scan the QR codes in this book to watch videos with extra instructions and examples. Find all of our summer videos at MichiganLearning.org/summer


And Don't Forget!

Share Your Thoughts

Scan this QR code to take a short survey about our Summer of Fun program to let us know what you like about our books and what you'd like to see in the future.

Or VISIT

MichiganLearning.org/SummerSurvey



Weeks and Themes

Each week has a set of lessons, additional programs, activities, and field trips based on the weekly theme.

Week 1: Animals

Explore the animal kingdom for ferocious fun!

Week 2: Across America

From coast to coast, explore what it means to be American

Week 3: Sports and Games

Get serious about fun pastimes, from soccer to Sudoku.

Week 4: Engineering

Tinker, design, build, rebuild, and find engineering everywhere.

Week 5: Our Stories

From legends to our everyday lives, stories shape who we are.

Week 6: Great Lakes

Dive in and explore the lakes that make Michigan special.

Week 7: Around the World

Experience food, art, music, and cultures from around the globe

Week 8: Space

Meet astronauts and virtually visit the planets and stars.



On TV. Online.
Statewide.

Learn more about the Michigan Learning Channel at
Facebook Live at fb.me/michlearning
www.michiganlearning.org/summer

   Follow @MichLearning on social media to find out more.

Local Events



The Michigan Learning Channel has Engagement Coordinators across the state that serve as your local connection to everything happening at our channel and at your local PBS station.

Scan the QR code or visit MichiganLearning.org/Coordinators to learn more about our Engagement Coordinators and see their local event schedules by region, or contact them directly using their information below.

Michigan Learning Channel Engagement Coordinators by Region

■ **WNMU**
WNMU-TV
Channel 13.4
Emily Roussin
eroussin@nmu.edu

■ **WCMU**
Alpena
Channel 6.4
Renee Mahon
mahon2rm@cmich.edu

■ **WGVU**
Grand Rapids
Channel 35.6
Rachel Cain
cainra@gvsu.edu

■ **WDCQ**
Delta College Public Media
Channel 19.5
Lauren Saj
laurensaj@delta.edu

■ **WKAR**
WKAR Public Media
Channel 23.5
Robin Pizzo
robin@wkar.org

■ **WTVS**
Detroit Public TV
Channel 56.5
Shernita Rodgers
srodgers@dptv.org



On TV. Online.
Statewide.

Learn more about the Michigan Learning Channel at
Facebook Live at fb.me/michlearning
www.michiganlearning.org/summer

   Follow @MichLearning on social media to find out more.



Where to Find the Michigan Learning Channel

Find your favorite shows anywhere you go!

From the QR Codes:

Scan any of the QR codes in this book to see the accompanying video right on your device.

On Demand:

Video lessons and activities at MichiganLearning.org

Click your grade level for this week's selected lessons

Or, use "Find a Lesson" to search by grade, subject, and educational standard

On the App:

Find shows on the free PBS app

The PBS App is available for mobile devices, Roku, Apple TV, and on many Smart TVs.

Search for Read Write Roar, Math Moments, Extra Credit, DIY Science Time, Wimee's Words, InPACT at Home, Simple Gift Series, and more great programs.

On the Livestream:

Watch the 24/7 livestream at MichiganLearning.org/live-tv



On TV:

Find us on broadcast television with an antenna



On TV. Online.
Statewide.

Learn more about the Michigan Learning Channel at
Facebook Live at fb.me/michlearning
www.michiganlearning.org/summer

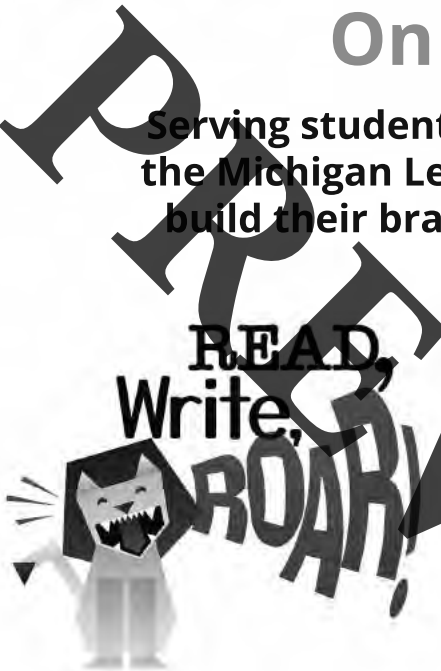
   Follow @MichLearning on social media to find out more.



Learn Anywhere!

On Air. Online. On Demand.

Serving students statewide through your local PBS station, the Michigan Learning Channel has everything kids need to build their brains and engage in learning key concepts to succeed in school!



Preschool

Read, sing, and play with your little one.

Wimee's Words

Join Wimee, the fun, lovable robot that inspires kids to learn through creativity.

Simple Gift Series

Make music, find something new, and read with Betty the Bookworm.

POP Check

Mindful practice tools to Pause, Own what we are feeling, and Practice relaxing.

Kindergarten to 3rd Grade

Keep kids learning with fun lessons taught by Michigan teachers.

Read, Write, Roar

Kids build literacy skills with engaging ELA lessons.

Math Might

Build number sense and learn strategies for solving math problems.

InPACT

Get moving with this home-based physical activity program.

4th to 6th Grade

Short, engaging videos and hands-on lessons keep tweens engaged.

Extra Credit

Creative writing, math, fitness, career exploration, and more!

Curious Crew

Dr. Rob Stephensen and inquisitive kids take a hands-on approach to scientific exploration.

Story Pirates

Bite-sized literary lessons with comedians, authors, and teachers.



VISIT us online to view all shows, learn about events, and download activities!

www.michiganlearning.org

Follow @michlearning to find out more.



WEEKDAY SUMMER SCHEDULE

TIME	GRADE	WHAT'S ON
6:00AM - 8:30AM	Pre-K	Wimee's Words, Simple Gifts Series, Signing Time, PBS Kids Shows
		Let's Learn
8:30AM	Kindergarten	Read, Write, ROAR!, Math Might's and more
10AM	1st Grade	
11AM	2nd Grade	
12PM	3rd Grade	
1:00PM - 1:30PM	4th - 5th Grade	Story Pirates, Infinite Art Hunt, and More
1:30PM - 3PM	Pre-K	Read, Write, ROAR! Preschool, Wimee's Words, Simple Gift Series, Signing Time
3PM - 6PM	6th - 12th Grade	Extra Credit, DIY Science Time, Story Pirates, and More
6PM - 8PM	Pre-K	The Nap Time Show, Let's Learn, Reading Buddies
8PM - 5AM	PBS Special Programming	The Career Center, Great Lakes Now, and More

Details at MichiganLearning.org/schedule

rev 03/23

WATCH on the Michigan Learning Channel.
Episodes are available on-demand or stream the channel at
MichiganLearning.org/summer

Visit MichiganLearning.org
and follow @MichLearning
on social media to find out more.





App Learning Goals

MULTIPLE LEARNING GOALS GRADES PK-2



Free learning games with your favorite PBS KIDS characters anytime, anywhere!



Thousands of free videos from PBS KIDS, the #1 educational media brand for kids.

App	Grade	Learning Goals
Daniel Tiger for Parents (for parents & caregivers)	PK-K	Emotions, Self-Awareness & Relationships
Jet's Bot Builder	K-2	Science & Engineering
Molly of Denali	K-2	Literacy
Nature Cat's Great Outdoors	K-2	Science
PBS KIDS ScratchJr	1-2	Critical Thinking & Coding
PBS Parents Play & Learn	PK-K	Literacy & Math
Photo Stuff with Ruff	K-2	Science
Play and Learn Engineering (for parents & caregivers)	PK-K	Science & Engineering
Play and Learn Science (for parents & caregivers)	PK-K	Science
Ready Jet Go! Space Explorer	K-2	Science
Ready Jet Go! Space Scouts	K-2	Science & Engineering
The Cat in the Hat Builds That!	PK-K	Science & Engineering
The Cat in the Hat Invents	PK-K	Science & Engineering



FREE APPS
at pbskids.org/apps















Week 1: Animals

Explore the animal kingdom for ferocious fun! Our featured careers this week are biologist, zookeeper, and veterinarian. Scan the QR code or visit MichiganLearning.org/Week-1-Animals to explore all of our videos this week.



Use the sheet below to mark off this week's activities as you complete them. See if you can get a BINGO! Some of them are in this book, and some ask you to use your imagination or go outside.

Talk to someone who works with animals	 60 mins. of activity	 Read 20 minutes	Be curious with Elinor Wonders Why	Watch Read, Write, ROAR!
 Read 20 minutes	 Watch Math Might	 Look for birds	Go on Nature Cat's Scavenger Hunt	 60 mins. of activity
 60 mins. of activity	Watch Wimee's Words	 HAVE FUN! (Free Space)	Draw yourself as a veterinarian	 Read for 20 minutes
Watch Read, Write, ROAR!	Tidy up the kelp forest	 Watch Math Might	Watch InPACT at Home	Watch Wimee's Words
Watch InPACT at Home	 Read 20 minutes	Pretend to be a dinosaur	 60 mins. of activity	Fill out the "I Read It" Book review

Support for Animals Week is provided in part by:

LOGO HERE



Which Swallowtail Will You Create?

Carl learned how to tell male and female swallowtail butterflies apart. Can you find what's different between the two butterflies?

Now, it's your turn! Pick your favorite swallowtail butterfly. Draw the matching shapes and colors on the butterfly pattern.



The male butterflies have larger yellow spots on their wings.



The female butterflies have brighter blue markings.



Produced by:



Find more games and activities at pbskids.org/carl

PBS KIDS and the PBS KIDS Logo are trademarks owned by Public Broadcasting Service. Used with permission. CARL THE COLLECTOR: ©2024 Fuzzytown Productions, LLC. All Rights Reserved. Carl The Collector is Produced by Fuzzytown Productions and Spiffy Pictures. Original production funding provided by the Corporation for Public Broadcasting and Acton Family Giving.



I Read It!


Instructions: Has your child recently read a great book? Encourage them to describe the most memorable parts using the space below.

My Book

Book Title: _____

Author: _____

BOOK REVIEW




My Review

What I liked best about this book:

How I felt after reading this book:

I would recommend this book: **yes** or **no** (circle one)



Let's Be Curious!

(name)

What do you want to know more about?



Let's Plan!

What will you do to investigate? What tools and materials will you use?
What senses will you use to observe? How will you stay safe?

Let's Explore!

Record what you observe or discover:

PREVIEW ONLY

I noticed...

Let's Share!

Talk about what you noticed.
What else are you interested in investigating?
What do you wonder about now?

I wonder...



Visit pbskids.org/elinor

ELINOR WONDERS WHY© 2020 SHOE Ink, LLC. All Rights Reserved. Funding for ELINOR WONDERS WHY© is provided by Ready To Learn Grant from the U.S. Department of Education; the Corporation for Public Broadcasting, a private corporation funded by the American People; and by public television viewers. The contents of this document were developed under a grant from the Department of Education. However, those contents do not necessarily represent the policy of the Department of Education, and you should not assume endorsement by the Federal Government. The project is funded by a Ready To Learn grant (PR/AWARD No. U295A150003, CFDA No. 84.295A) provided by the Department of Education to the Corporation for Public Broadcasting. PBS KIDS and the PBS KIDS Logo are registered trademarks of Public Broadcasting Service. Used with permission.

Funded by






Jim Henson's
**SPLASH
AND
BUBBLES**

Name _____

Tidy up the Kelp Forest!

Instructions: Tyke the Pacific Harbor Seal has hidden items that don't belong in the ocean. Can you help Tidy the Garibaldi Fish clean up? Circle the eight items that don't belong.



Reeftown Ranger Tip:

Never throw trash in the street. Rain can wash it down the storm drain and into rivers and streams. All rivers lead to the ocean!

Find more games and activities at pbskidsforparents.org



SPLASH AND BUBBLES TM & © 2021 The Jim Henson Company. © Herschend Enterprises. All Rights Reserved. PBS KIDS and the PBS KIDS Logo are registered trademarks of Public Broadcasting Service. Used with permission. Made available by the Corporation for Public Broadcasting, a private corporation funded by the American people.



Scavenger Hunt











pbskids.org

It's time to explore!

Take a walk around your neighborhood and see if you can find the following items.
Check the box for each item you find.

For the empty boxes, draw what you found or tape an item to the page.

 Flower	Something that smells good	 Bug	Something beautiful
 Bird	Something Soft	 Flying insect	 Something rough
 Leaf	Something prickly	 Pinecone or acorn	 Spider or spiderweb



For more printables, go to pbskidsforparents.org



Major funding for the series is provided by the Corporation for Public Broadcasting (CPB) and the Van Eekeren Family, founders of Land O'Frost. Additional funding: The Hamill Family Foundation, The Segal Family Foundation, The Arthur Wining Davitt Foundation, Polk Bros. Foundation, Elizabeth Morse Genius Clemmole Trust, Avin H. Baum Family Fund, Bobolink Foundation, Inge Foundation, The David E. Zyer Family, Dr. Schiell Foundation, and Colonel Stanley R. McNeil Foundation. NATURE CAT and associated characters, trademarks and design elements are owned by Spiffy Entertainment, LLC. © 2011 Spiffy Entertainment, LLC. All rights reserved. PBS KIDS and the PBS KIDS logo are registered trademarks of Public Broadcasting Service. Used with permission. This document may be printed for personal non-commercial purposes.



READ,
Write,
ROAR!

ACTIVITY GUIDE

Episode 104: Animal Antics

Scan below to
watch lesson



Read It and Match It

Let's practice alliteration! Alliteration is when words that are either next to each other or very close to each other have the same first sound. Tall towers or fancy flowers are examples of alliteration with words next to each other.

First, read the word on the left with your child. Then, match the first sound of that word to the first sound of the name of the animal on the right.

Silly

Frog



Lazy

Horse



Fancy

Duck



Happy

Snake



Big

Lion



Dapper

Bear



Tidy

Turtle





ACTIVITY GUIDE

Scan below to watch lesson



Episode 202: Precipitation starts with P

Book: *What Is Precipitation?* by Robin Johnson

Letter Heroes

Read the sentence out loud. Highlight or lightly color over the uppercase letter **P**'s and lowercase letter **p**'s.

Pp

I like playing in puddles!

The next time it rains, put on your boots and jump in a puddle.

Words to Know

- **precipitation** - water that falls from the clouds
- **temperature** - tells us how hot or cold something is
- **rain** - liquid water that falls from clouds
- **snow** - solid water that falls from clouds when it is cold
- **sleet** - small hard ice pellets that fall from clouds
- **hail** - hard chunks of ice that fall from clouds

Draw It

Draw the different kinds of precipitation falling from the clouds.






Hunt For Shapes

Direction: Hunt for shapes in the picture. Record how many of each shape are in the picture.

			
---	-------	---	-------	--	-------	---	-------

















Week 2: Across America

From coast to coast, explore what it means to be American. Our featured careers this week are reporter, architect, and paramedic. Scan the QR code or visit MichiganLearning.org/Week-2-America to explore all of our videos this week.

Use the sheet below to mark off this week's activities as you complete them. See if you can get a BINGO! Some of them are in this book, and some ask you to use your imagination or go outside.



Act out structures with ArchiTREKS	 60 mins. of activity	 Read 20 minutes	 Do a good deed	Watch Read, Write, ROAR!
 Read 20 minutes	 Watch Math Might's	Learn about a family member's job	Try a new food	 60 mins. of activity
 60 mins. of activity	Watch Wimee's Words	 HAVE FUN! (Free Space)	 Go swimming	 Read 20 minutes
Watch Read, Write, ROAR!	 Do a good deed	 Watch Math Might's	Watch InPACT at Home	Watch Wimee's Words
Watch InPACT at Home	 Read 20 minutes	Make superhero wrist cuffs	 60 mins. of activity	Find the objects in "Blown Away"

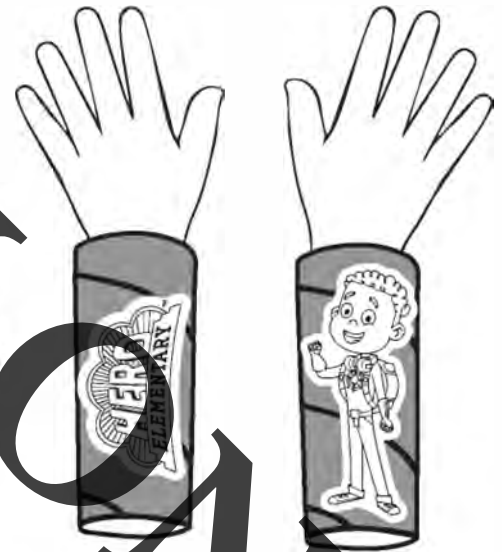


Recycled Superhero Wrist Cuffs

AJ Gadgets uses his Superpowers of Science to engineer cool new gadgets from recycled materials. Join Sparks' Crew by making your own HERO ELEMENTARY superhero wrist cuffs from empty toilet paper rolls.

Directions:

1. Find two empty toilet paper rolls and make a cut down the length of each one so that you can slip one over each wrist.
2. Decorate your superhero wrist cuffs! You can use paint, markers, glitter, yarn, fabric or your favorite art supplies.
3. Color and cut out the images below and affix one to each wrist cuff. Can you find other recycled materials from around your house to add to your cuff?
4. Wear your wrist cuffs and remember you can be a superhero by being kind and helping others!



AJ Gadgets

For more games and activities, visit pbskidsforparents.org

Funded by:



ABCmouse.com





This page was left blank to cut out the activity on the other side.

PREVIEW ONLY






Clifford
The BIG RED DOG

Story Starter

Instructions: Clifford has dug up something exciting in the sand!
Ask your child to draw what he has found.



 SCHOLASTIC

ArchiTREKS: Structures

Acting Out Structures



COLUMN



ARCH



COLUMN AND BEAM



DOME




TENSION



CANTILEVER



LOAD AND SUPPORT



VAULT / TUNNEL



COMPRESSION



FLYING BUTTRESSES


How does your house stay standing? Architects use structures like columns, beams, and arches to make buildings strong and be sure they last for many years. Grab a grown-up or a friend and try to make columns, beams, and arches with your body!



Blown Away

Name _____

We were having fun in the yard until the wind blew our stuff all over the place! Now I can't find my hat! My ukulele! And all this other random stuff! Help me find:



As you find things, number them so we can see they're all there. Then color the whole scene.



PARENTS: CLUES YOU CAN USE to help kids find...

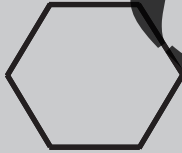
- Peg's hat - It's **on top of** a hydrant.
- Peg's uke - It's **upside down**, leaning against the fence.
- 1 number 5 - It's on the **front** of Connie's house.
- 1 fish - It's on my roof.
- 6 bones - Check Cat's drawing, a roof, **under** a house, **beside** the same house, **on the front** of Viv's house, and **under** a very Big Dog.
- 1 number 7 - It's just **beyond** a fence.
- 5 marbles - Find them on a wheel, in the sky, on a necklace, on Viv's roof, and on a house **beyond** a 7.

Find more games and activities at pbskidsforparents.org



Pattern Block Puzzle Challenge

Directions: Cut out the pattern blocks. Use the pattern blocks to cover the image. Count and record how many of each shape you used.



hexagon



trapezoid




rhombus



square

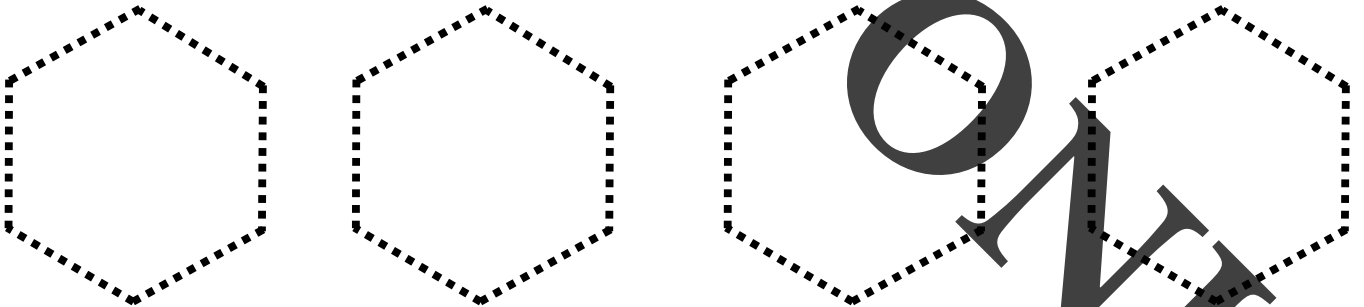




triangle

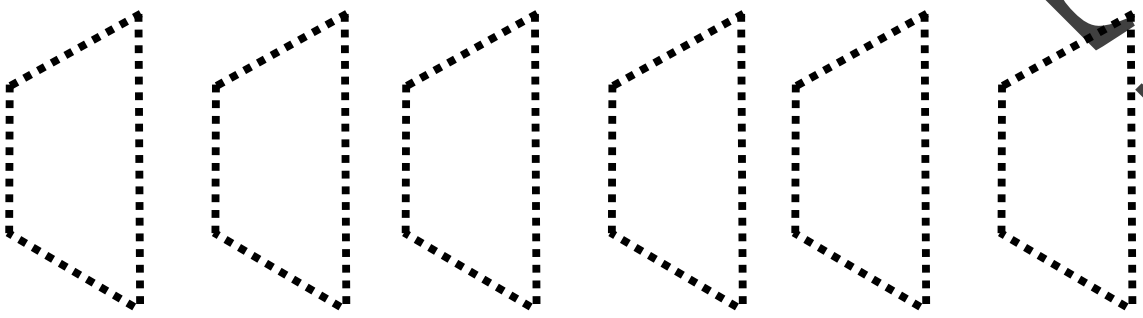




PREVIEW



ONLY





This page was left blank to cut out the activity on the other side.

PREVIEW ONLY





ACTIVITY GUIDE

Episode 203: Measuring Temperature and The Letter N
Book: *What is temperature?* By Robin Johnson



Read It

Have an adult read the poem out loud to you and talk about the weather in each of the four seasons.

Weather

By Corinne Alt

The seasons help
Predict the weather!
Fall, Winter, Spring, Summer

We check the temperature
To know how to dress,
So you don't have to guess!

A thermometer is a tool,
That we use to measure
If it is hot or cool!

High Frequency Words

Circle the high-frequency words in the poem.

is or

Write It

Highlight or lightly color over the uppercase letter **N's** and lowercase letter **n's** in the poem.



Look for the uppercase letter N and the lowercase letter n on street signs as you are riding in the car.

Words to Know

temperature - how hot or cold something is

thermometer - a tool to measure temperature












Practice reading the temperature on a thermometer with an adult.

Week 3: Sports and Games

Get serious about fun pastimes from soccer to Sudoku. Our featured careers this week are dancer, athletic trainer, and musician. Scan the QR code or visit MichiganLearning.org/Week-3-Sports to explore all of our videos this week.

Use the sheet below to mark off this week's activities as you complete them. See if you can get a BINGO! Some of them are in this book, and some ask you to use your imagination or go outside.



Try Wimee's Maze	 60 mins. of activity	 Read 20 minutes	Draw yourself as an athlete	Watch Read, Write, ROAR!
 Read 20 minutes	 Watch Math Might's	Practice yoga poses	Create patterns with Mr. E's Shells	 60 mins. of activity
 60 mins. of activity	Watch Wimee's Words	 HAVE FUN! (Free Space)	Make up a new sport or game	 Read 20 minutes
Watch Read, Write, ROAR!	Talk to someone who works outside	 Watch Math Might's	Watch InPACT at Home	Watch Wimee's Words
Watch InPACT at Home	 Read 20 minutes	Make an obstacle course	 60 mins. of activity	Try a new food




Yoga Poses

Practice these kid-friendly yoga poses.



belly breathing



triangle pose




boat pose



tree pose



cobra pose



waterfall pose



crab pose



frog pose



zero pose

Find more games and activities at pbskidsforparents.org



WIMEE

Help Wimee get to his friend's house.
Then, circle all the letters you can find.



PREVIEW ONLY

The maze contains the following letters: a, n, v, h, t, w, d, o, y, m, e, i, p, j, r, s, b, z, g, x.

Icons include a satellite dish and a house with a chimney.

Join our live interactive shows at Wimee.tv



IMPACT at HOME

Activity Cards

Cut out the cards. When you're feeling antsy, try following the directions for one of the exercises!

Blast-Off Lunges

INSTRUCTIONS

1. Get into a lunge position with left leg forward, hips underneath you, and right leg behind your right hip.
2. Slowly sink into a lunge, trying to get your knee to touch the ground.
3. Immediately "blast off" by hopping upwards and into next lunge position with right leg forward and left leg behind.
4. If needed, instead of jumping into the next lunge position, jump with feet together and then bounce into lunge position.
5. Repeat as many rounds as possible.

IMPACT
at HOME

© 2021 Regents of the University of Michigan

Side Leg Lifts

INSTRUCTIONS

1. Start by laying on your side with your legs stacked on top of each other.
2. Slowly raise your top leg up towards the sky and then back down.
3. Complete 10 repetitions and then switch legs.
4. Complete 3 sets per leg.
5. For added challenge, tape a bag of water to the top leg for some added weight!

IMPACT
at HOME

© 2021 Regents of the University of Michigan

Tap Backs

INSTRUCTIONS

1. Stand up tall and proud with your feet together and hands on your hips.
2. Take your right foot and tap it right behind you, then place back to starting position.
3. Take your left foot and tap it right behind you, then place back to starting position.
4. Repeat as fast as can to get 100 tapbacks (50 on each leg).

IMPACT
at HOME

© 2021 Regents of the University of Michigan

Ski Jumps

INSTRUCTIONS

1. Start by standing tall with your feet shoulder width apart.
2. Using only your right foot, jump to the left about 2-3 feet and land on your left foot.
3. Gather yourself and then using only your left foot, jump to the right 2-3 feet and land on your right foot.
4. Repeat this as many times as you can for 30 seconds.

Bonus: After each time you jump, touch the ground with the same hand as the side you landed on
Ex: Land on your left foot, touch the ground with your left hand.

IMPACT
at HOME

© 2021 Regents of the University of Michigan

Cereal Bowl

INSTRUCTIONS

1. Lay flat on your back with feet together.
2. Bring your knees together and raise both legs up so that your feet are facing the ceiling.
3. In slow motion, stir the imaginary bowl of cereal with feet and keep hands under your bottom.
4. Repeat 30 times.

IMPACT
at HOME

© 2021 Regents of the University of Michigan

Lay Down Hip Stretch

INSTRUCTIONS

1. Start by sitting at the edge of a bed in a relaxed position with your feet hanging off.
2. Lay back, and pull your right knee towards your chest while keeping your left leg hanging off the bed.
3. Pull your knee until you feel a stretch in your left hip and hold for 10-15 seconds.
4. Relax, switch legs, and then repeat 2-3 times per leg.

IMPACT
at HOME

© 2021 Regents of the University of Michigan

Aligator Breath

INSTRUCTIONS

1. Stand with legs hip-width apart.
2. Spread arms out wide and inhale as you reach outward.
3. When you exhale, clap your hands together as many times as possible like baby alligator jaws.

IMPACT
at HOME

© 2021 Regents of the University of Michigan

Cloud Watching

INSTRUCTIONS

1. Find a day where there are a lot of clouds in the sky.
2. Lay down on your back on the ground or in the grass and look up into the sky.
3. Watch and admire all the different clouds. Look at the different shapes they make, how fast/slow they're moving, and where they are moving to!

IMPACT
at HOME

© 2021 Regents of the University of Michigan



This page was left blank to cut out the activity on the other side.

PREVIEW ONLY





Name _____

Try a New Food. It Might Taste Good!

If you try lots of different foods, you might find something that's grr-ific!

Did you know that you should try a new food more than ten times? Your taste buds need to get used to it! Talk with your child about the different food groups.



Try out foods from each group:

fruit











protein

grain

vegetable

dairy

Draw a picture of the food you tried. For each food, circle the picture of the face that shows if you thought it was good or if you will try it again.

A Fruit (Like a banana, a kiwi, or a pear)		 Good	 I'll try it again.
A Vegetable (Like lettuce, a cucumber, or an eggplant)		 Good	 I'll try it again.
A Protein (Like beans, nuts, or eggs)		 Good	 I'll try it again.
A Dairy Food (Like yogurt or cheese)		 Good	 I'll try it again.
A Grain Food (Like quinoa, wheat bread, or pita)		 Good	 I'll try it again.

Find more games and activities at pbskidsforparents.org



PBS KIDS and the PBS KIDS logo are registered trademarks of Public Broadcasting Service. Used with permission. DANIEL TIGER'S NEIGHBORHOOD © 2012 The Fred Rogers Company. All rights reserved. Made available by the Corporation for Public Broadcasting, a private corporation funded by the American people.



Create Patterns

Mr. E's Shell Garden

Color in Mr. E's garden. Use the same pattern of colors that JunJun sings in his song: blue, yellow, yellow!



Work It Out Wombats! is produced by GBH Kids and Pipeline Studios.



This content was developed under grants from the Department of Education and from the National Science Foundation. However, this content does not necessarily represent the policy of the Department of Education and/or the opinions, findings, and conclusions of the National Science Foundation, and you should not assume endorsement by the Federal Government. The project is funded by a Ready To Learn grant (PR/Award No. S295A2.00004, CFDA No. 84.025A) provided by the Department of Education to the Corporation for Public Broadcasting and by a grant from the National Science Foundation (DRL-2005975) to WGBH Educational Foundation.

Work It Out Wombats! TM/© 2023 WGBH Educational Foundation. All rights reserved.

Funding for Work It Out Wombats! is provided by:
Major Funding:
Additional Funding:



Scan below to watch lesson



READ,
Write,
ROAR!

ACTIVITY GUIDE

Episode 206: Storms and the Letter S

Book: *Thunder and Lightning* by Wendy Pfeffer

Draw It

Draw a picture of what you may see during a thunderstorm.



Ask an adult to help you create a list of clothing you can wear in the rain..

Letter Heroes

The word **storm** begins with the letter **s**.

Ss

Highlight or lightly color over the uppercase letter **S's** and lowercase letter **s's** in the sentence below.

When I stepped outside, it started to storm.

Write It

Have an adult help you read the following words out loud. Unscramble the words to make a sentence. Write the words on the lines below.

when

can

storms.

it

stay

safe

I

inside



Represent the Equation



Directions: Using two different colors fill in the Counting Buddy Senior to represent the equation.

Example: $10 = 6 + 4$



$10 = 5 + 5$



$10 = 7 + 3$



$10 = 1 + 9$














Week 4: Engineering

Tinker, design, build, rebuild, and find engineering everywhere. Our featured careers this week are engineers from all kinds of specializations, auto design director, and software developer. Scan the QR code or visit MichiganLearning.org/Week-4-Engineering/ to explore all of our videos this week.

Use the sheet below to mark off this week's activities as you complete them. See if you can get a BINGO! Some of them are in this book, and some ask you to use your imagination or go outside.



Draw a family member's car	 60 mins. of activity	 Read 20 minutes	Pretend to be a robot	Watch Read, Write, ROAR!
 Read 20 minutes	 Watch Math Mights	Build a better birdbath	Ask a family member about their job	 60 mins. of activity
 60 mins. of activity	Watch Wimee's Words	 HAVE FUN! (Free Space)	Build with blocks or toys	 Read 20 minutes
Watch Read, Write, ROAR!	Design an invention	 Watch Math Mights	Watch InPACT at Home	Watch Wimee's Words
Watch InPACT at Home	 Read 20 minutes	Try a new food	 60 mins. of activity	Pretend to be a racecar driver



ACTIVITY GUIDE

Episode 208: W is for Wild Weather
Book: *What is a Hurricane?* By Robin Johnson



Letter Heroes

Read the sentence out loud.
Highlight or lightly color over the uppercase letter **W's** and lowercase letter **w's**.

Ww

What are hurricanes, and how can we stay safe?

Words to Know

hurricane - huge storms with strong, swirling winds

severe weather - dangerous weather that can hurt people and animals

evacuate - to leave a place of danger

supply kit - provides food, water, blankets, and other items you need if you have to evacuate

Label It

Label each item you can find in a supply kit. Draw a line from each word to the item it describes. You can even use these items to make your own supply kit.

water blanket radio canned food







peg+cat

Math is Everywhere!

When you help children have a lot of practice with counting up to five, and they know the amount quickly, you are helping them to learn an important math skill. Then they don't have to do the work of counting every time. One way to practice is to use dice or cards to play games.

Can you tell how many chickens are in each box?
Pick a box and tell the number.



Fred Rogers
PRODUCTIONS



MATH & SCIENCE
COLLABORATIVE
Building the Pillars of STEM

Stream free episodes at pbskids.org/video/peg
For activities, printables and more, visit pbskids.org/peg



peg+cat

Math is Everywhere!

When you practice counting with fingers, you are helping your child learn important math skills. Show your fingers when you count up to 10 things. Help your child use fingers to count, too. Do a "high-five" together. Think of your child's fingers as a handy math tool for learning about numbers.

Peg uses her fingers to count up to 10.

Point to Peg's fingers and count them.

1-2-3-4-5 6-7-8-9-10

Now count your fingers.

PREVIEW ONLY



Fred Rogers
PRODUCTIONS



MATH & SCIENCE
COLLABORATIVE
Building the Pillars of STEM

Stream free episodes at pbskids.org/video/peg
For activities, printables and more, visit pbskids.org/peg



peg+cat

Math is Everywhere!

When you remind your child to take a calming breath when there is a problem, you are helping your child think and problem-solve. These are important math skills. Counting backwards from 5 helps Peg calm down and keep trying. 5... 4... 3... 2... 1. Maybe it can help your child, too.

Peg has a really big problem, and she is totally freaking out! Her friend Cat reminds her to calm down by counting 5... 4... 3... 2... 1. Then she is calm and can figure out how to solve her problem. Point to the numbers and say them.


5...

4...

3...

2...

1



Fred Rogers™
PRODUCTIONS



MATH & SCIENCE
COLLABORATIVE
Building the Pillars of STEM

Stream free episodes at pbskids.org/video/peg
For activities, printables and more, visit pbskids.org/peg




peg+cat

Math is Everywhere!

When you practice making patterns, you help your child learn an important math skill. It's fun to play with all kinds of patterns - clapping, dance steps, or songs that have a part that repeats like "Old MacDonald Had a Farm." You and your child can make up clapping patterns to do together.

Patterns also help children count.
1, 2, 3 has the same pattern as 21, 22, 23.

The chickens want to finish their dance.
But they don't know what comes next.
Can you help them know what dance move is next?



Now try this one.



You can make up your own dances with patterns, too.



Fred Rogers
PRODUCTIONS



MATH & SCIENCE
COLLABORATIVE
Building the Pillars of STEM

Stream free episodes at pbskids.org/video/peg
For activities, printables and more, visit pbskids.org/peg



peg+cat

Math is Everywhere!

When you keep everyday routines, you help your child to learn what comes next. This is an important math skill. Like in the morning - first, get out of bed - second, brush teeth - third, get dressed. Nighttime routines can make bedtime easier, too. What family routines help your child at morning and bedtime?

Sometimes Peg takes a bath to get ready for bed. She likes to make lots of bubbles in her bath. Can you count how many bubbles there are now? Can you draw more bubbles? How many bubbles did you make?



Fred Rogers
PRODUCTIONS



MATH & SCIENCE
COLLABORATIVE
Building the Pillars of STEM

Stream free episodes at pbskids.org/video/peg
For activities, printables and more, visit pbskids.org/peg



peg+cat

Math is Everywhere!

When you count out loud, you help your child learn numbers. Think about all the things you count every day. How many steps? How many crackers? How many spoons do we need for dinner? Children learn to count when they hear grownups count.

Peg and Cat have a really big problem.
 Some chickens got out of the coop.
 How many chickens are in the coop now?
 How many chickens have to go back in the coop?



Fred Rogers™
 PRODUCTIONS



MATH & SCIENCE COLLABORATIVE
 Building the Pillars of STEM

Stream free episodes at pbskids.org/video/peg
 For activities, printables and more, visit pbskids.org/peg



peg+cat

Math is Everywhere!

When you ask your child to add one more or take one away, you are helping your child learn important math skills. Start by just adding one more. You can ask, "How many crackers do you have? Here's one more. How many now?" When your child eats one, ask, "How many now?" That helps your child learn to work with numbers.

Peg has 3 flowers.


She wants 5 flowers.

Draw 1 more flower.

How many does she have now?

Now draw 1 more flower.

How many flowers now?



Fred Rogers
PRODUCTIONS



MATH & SCIENCE
COLLABORATIVE
Building the Pillars of STEM

Stream free episodes at pbskids.org/video/peg
For activities, printables and more, visit pbskids.org/peg



Make 10 With the Counting Buddy



Materials: dice, two different colored crayons, recording sheet for each player

Directions:

1. Play with a partner. Player 1 rolls the dice and colors in that number on the Counting Buddy.
2. Player 2 determines how many more are needed to make 10 and colors in the remaining circles with a different color.
3. Both partners fill in the equation on their recording sheet to show the 2 parts that make the 10.

1.




2.




3.



4.



5.





Recording Sheet



PREVIEW ONLY












1.	$10 = \underline{\quad\quad} + \underline{\quad\quad}$
2.	$10 = \underline{\quad\quad} + \underline{\quad\quad}$
3.	$10 = \underline{\quad\quad} + \underline{\quad\quad}$
4.	$10 = \underline{\quad\quad} + \underline{\quad\quad}$
5.	$10 = \underline{\quad\quad} + \underline{\quad\quad}$

Week 5: Our Stories

From legends to our everyday lives, stories shape who we are. Our featured careers this week are writer, archaeologist, and teacher. Scan the QR code or visit MichiganLearning.org/Week-5-Stories to explore all of our videos this week.

Use the sheet below to mark off this week's activities as you complete them. See if you can get a BINGO! Some of them are in this book, and some ask you to use your imagination or go outside.



Learn about a family member's job	 60 mins. of activity	 Read 20 minutes	Draw a self portrait	Watch Read, Write, ROAR!
 Read 20 minutes	 Watch Math Might	Play Alma's Way	Watch Wimee's Words	 60 mins. of activity
 60 mins. of activity	Watch Wimee's Words	 HAVE FUN! (Free Space)	Make a family recipe with a grown up	 Read 20 minutes
Watch Read, Write, ROAR!	Go on a scavenger hunt	 Watch Math Might	Watch InPACT at Home	Do a family interview
Watch InPACT at Home	 Read 20 minutes	Make up a story	 60 mins. of activity	Try a new food

Name _____

**PBS
KIDS**

**XAVIER
RIDDLE
AND
THE SECRET MUSEUM**

Leonardo da Vinci: It's Okay to Try Many Different Things

A portrait is a picture of someone.
A self-portrait is a picture you take
or make of yourself.

Draw a self-portrait of
you trying something new!



Find more games and activities at pbskidsforparents.org

Produced by:



Sponsored by:

ABCmouse.com

KIDDIE
ACADEMY

Based on Brad Meltzer and
Christopher Ellopoulos'
best-selling kids book series

ORDINARY
PEOPLE
CHANGE
WORLD



DRAW YOUR COLLECTION!

PREVIEW ONLY



Name: _____

Date: _____

Produced by:

[FIND MORE GAMES AND ACTIVITIES AT PBSKIDS.ORG/CARL](https://www.pbskids.org/carl)



CARL THE COLLECTOR: ©2024 Fuzzytown Productions, LLC. All Rights Reserved. Carl The Collector is produced by Fuzzytown Productions and Spiffy Pictures. Original production funding provided by the Corporation for Public Broadcasting and Acton Family Giving. PBS KIDS and the PBS KIDS Logo are trademarks owned by Public Broadcasting Service. Used with permission.



Play Alma's Way!

This is Alma Rivera. She lives in the Bronx, New York, with her family. Like you, she learns about her world every day. During her adventures, she always thinks things through and has lots of questions.

Cut out the characters and prop pieces along the dashed lines. Use the characters and props to play stories from Alma's Way or create your own!

PRE



Alma



Papi



Mami



Junior



Chacho

LY



ALMA'S WAY is produced by Fred Rogers Productions. ALMA'S WAY © 2021, Think It Through Media, LLC. All rights reserved. PBS KIDS and the PBS KIDS Logo are registered trademarks of Public Broadcasting Service. Used with permission. Made possible by the Corporation for Public Broadcasting, a private corporation funded by the American people.





This page was left blank to cut out the activity on the other side.


PREVIEW ONLY






DANIEL TIGER'S NEIGHBORHOOD


Hi, Neighbor!




Instructions: Use this scavenger hunt to help your child become familiar with the people, places and things in your neighborhood.
How many items can you find together?




An insect




A stop sign




A flower pot with flowers




A house or apartment with red shutters or a red door



A bicycle or tricycle



A mailbox



Leaves from three (3) different trees



A newspaper



A neighbor whose name starts with the letter "D"

Interviewer: _____



Family Interview

Ask each other these questions, and see yourself through your family member's eyes.

What do I call you? _____

What are three words that describe me? _____

What is my best quality? _____

What do you like most about me? _____

What is the best thing I bring to our family? _____

What is the silliest thing I've ever done? _____

What makes you proud of me? _____

What surprises you about me? _____

What am I really good at? _____

Find more games and activities at pbskidsforparents.org

The contents of this document were developed under a cooperative agreement #H71205A12003, from the U.S. Department of Education. However, these contents do not necessarily represent the policy of the Department of Education, and you should not assume endorsement by the Federal Government. PBS KIDS and the PBS KIDS Logo are registered trademarks of PBS. Used with permission.





ACTIVITY GUIDE

Episode 210: Tornadoes and the Letter I

Book: *What is a Tornado?* By Robin Johnson

Scan below to watch lesson



Letter Heroes

Read the sentence out loud. Highlight or lightly color over the uppercase letter **I**'s and lowercase letter **i**'s.

Ii

A tornado is a huge, spinning tower.

What types of severe storms does Michigan have?

High Frequency Words

what do

Underline the high frequency words **what** and **do** in the question below.

What can we do to stay safe during a tornado?

Think About It

Circle the pictures below that are needed to stay safe during a tornado.





Build a Tower

Materials: connecting cubes

Directions:

1. Player 1 rolls a connecting cube onto the number mat and adds that number of cubes to their tower.
2. Player 2 repeats step 1.
3. The first player to make a tower of 20 wins.
4. If a student makes a tower with more than 20 cubes, they use the extra cubes to begin a new tower.

Number Mat
















8	5	2
6	4	
7	9	3

Week 6: Great Lakes

Dive in and explore the lakes that make Michigan special. Our featured careers this week are meteorologist, oceanographer, and water chemist. Scan the QR code or visit MichiganLearning.org/Week-6-Lakes to explore all of our videos this week.

Use the sheet below to mark off this week's activities as you complete them. See if you can get a BINGO! Some of them are in this book, and some ask you to use your imagination or go outside.



 Go fishing	 60 mins. of activity	 Read 20 minutes	 Watch the sunset	Watch Read, Write, ROAR!
 Read 20 minutes	 Watch Math Might	Conduct an ice experiment	Watch Wimee's Words	 60 mins. of activity
 60 mins. of activity	Watch Wimee's Words	 HAVE FUN! (Free Space)	Create patterns with Zadie's flowers	 Read 20 minutes
Watch Read, Write, ROAR!	 Go swimming	 Watch Math Might	Watch InPACT at Home	 Play in the rain
Watch InPACT at Home	 Read 20 minutes	Try "What Floats Your Boat?"	 60 mins. of activity	Pretend to be a scuba diver




Playing With Water

Water can be found in three different states: liquid, solid, and gas. Look at each picture and read the question below. What state is water in for each picture?



Dee is getting ready to ice skate. What kind of water can Dee ice skate on?



Del has a new pet fish. What kind of water is his fish swimming in?



Dot is waiting for her steamy soup to cool down before she can eat it. What kind of water is steam?



Del has gone for a swim. What kind of water does he swim in?



Dot and Dee watch the fog roll across the water. What kind of water is fog?



Dot and Del are playing in the snow. What kind of water is snow?



PBS KIDS and the PBS KIDS Logo are registered trademarks of PBS. Used with permission. The contents of this page were developed under a grant from the Department of Education. However, those contents do not necessarily represent the policy of the Department of Education, and you should not assume endorsement by the Federal Government. The project is funded by a Ready To Learn grant (PRAWARD No. U255A1501103, CFDA No. 84.255A) provided by the Department of Education to the Corporation for Public Broadcasting. Made available by the Corporation for Public Broadcasting, a private corporation funded by the American people.

answer key: solid, liquid, gas, liquid, gas, solid



Ice Cubes and Water: Now and Later

Name _____

Instructions:

1. Fill one plastic, clear cup with water and a second plastic, clear cup with ice.
2. Find a piece of chalk, a pencil, and take the two cups and this paper and go outside.
3. Pour a small amount of water on the ground. Outline the water puddle with chalk. In the first column, draw what you notice about the water.
4. Next, place one of your ice cubes on the ground and outline it with chalk. Leave one ice cube in a clear cup. After 30-minutes, in the second column, draw what you observe about the ice.
5. When another 30-minutes pass, write or draw a question you are interested in.

During my investigation I noticed this about the water...

When I first poured the water on the ground, the water looked like this...

After 30-minutes, the water I poured looked like this...

I observed this about the ice...

When I first placed the ice on the ground, the ice looked like this...

After 30-minutes, the ice looked like this..

What do you notice about how liquid water changed? _____

What do you notice about how solid water (ice) changed? _____

A question I still wonder about is... _____

I made the connection in my mind when I observed the water and ice that... _____

WIND DANCER FILMS

Find more games and activities at pbskidsforparents.org

Sponsored by:

ABCmouse.com™




The contents of this document were developed under a cooperative agreement (PR/Award No. U295A150003, CFDA No. 84.295A) from the U.S. Department of Education. However, these contents do not necessarily represent the policy of the Department of Education, and you should not assume endorsement by the Federal Government. © 2021 Jet Propulsion, LLC. Ready Jet Go! and the Ready Jet Go! logo are registered trademarks of Jet Propulsion, LLC. The PBS KIDS logo and PBS KIDS © PBS. Used with permission. Corporate Funding is provided by ABCmouse.com. Made available by the Corporation for Public Broadcasting, a private corporation funded by the American people.

Create Patterns

Zadie's Flower Garden

Make up a pattern for Zadie's flower garden and color in the flowers.



Work It Out Wombats! is produced by GBH Kids and Pipeline Studios.



This content was developed under grants from the Department of Education and from the National Science Foundation. However, this content does not necessarily represent the policy of the Department of Education and/or the opinions, findings, and conclusions of the National Science Foundation, and you should not assume endorsement by the Federal Government. The project is funded by a Ready To Learn grant (PR/Award No. S295A200004, CFDA No. 84.295A) provided by the Department of Education to the Corporation for Public Broadcasting and by a grant from the National Science Foundation (DRL-2005975) to WGBH Educational Foundation.

Work It Out Wombats! TM © 2023 WGBH Educational Foundation. All rights reserved.

Funding for Work It Out Wombats! is provided by:
Major Funding:






What Floats Your Boat?



Predict and discover what sinks or floats!

During a trip to the Buoyant Sea, Sally and Nick test what sinks or floats. They learn that materials and shapes matter. What do you think will float? Test out your predictions using items from around the house and the printable Table.

To PREDICT is to say what you think will happen before you try it out.
I predict you will have a boat-load of fun predicting what sinks and floats!



Instructions

1. Print the Sink or Float Table (on the following page). If you are playing with a friend, print two.
2. With the help of an adult, gather ten small household items (rubber band, coin, pencil, sticker, etc.) and fill up a sink or bucket with water.
3. Predict whether the items will sink or float by sorting them into two piles.
4. Test your predictions in the water. Place each item under "Sink" or "Float" on the Table. Were you surprised? Scientists often are!

More Ways to Play

1. Can you change something that sinks into something that floats? Or something that floats into something that sinks? How did you do it?
2. At first, Sally and Nick think certain colors float. What do you think? Find ten, similar-colored items and predict whether they will sink or float. Now test and record your results with the Sink or Float Table. Does color matter? If not, what does?
3. After testing and placing your items on the Sink or Float Table, explain to a friend or family member why you think some items float and others sink.

pbskids.org/catinthehat



Find related games in the FREE **The Cat in the Hat Builds That** app. Download it now!





The content of this program and associated materials is copyright © 2014 by PBS. All rights reserved. PBS is a non-profit organization with a mission to enrich the lives of children and adults alike. PBS Kids is a registered trademark of PBS. All other trademarks are the property of their respective owners. PBS Kids is a registered trademark of PBS. All other trademarks are the property of their respective owners. PBS Kids is a registered trademark of PBS. All other trademarks are the property of their respective owners.



Does it sink or does it float?

PREVIEW ONLY

Sink	Float
	



ACTIVITY GUIDE

Episode 211: Changing Weather and the Letter D

Book: *The Reason for the Seasons* by Ellie Peterson

Scan below to watch lesson



Letter Heroes

Read the sentence out loud. Highlight or lightly color over the uppercase letter D's and lowercase letter d's.

Dd

Do you see any patterns in the weather from one day to the next?

High Frequency Words

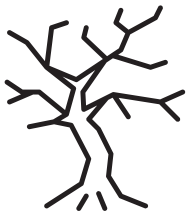
Circle the high-frequency words in the poem about Seasons.

for a


Be on the look-out for these words when someone reads you a book.

Read It


Have someone read the poem out loud with you. Color each tree to match the season.



Summer



Fall



Winter



Spring

Seasons

Green, green,
Leaves blow in the breeze.

Orange, red,
A tree gets ready for bed.

White, brown,
The snow falls down.

Melting snow,
The buds are ready to grow!



Guess Then Count!

Materials: pattern blocks (you can use snacks or anything you can grab a handful of)

Directions:

1. Player 1 grabs a handful of pattern blocks and puts them together with Player 2.
2. Both players work together to come up with a guess for how many pattern blocks there are and then count the blocks.
3. Record the guess and the actual number of blocks on the recording sheet.












Round	Guess	Count
1		
2		
3		
4		
5		
6		
7		

Week 7: Around the World

Experience food, art, music, and cultures from around the globe. Our featured careers this week are chef, airplane pilot, and cybersecurity expert. Scan the QR code or visit MichiganLearning.org/Week-7-World to explore all of our videos this week.

Use the sheet below to mark off this week's activities as you complete them. See if you can get a BINGO! Some of them are in this book, and some ask you to use your imagination or go outside.





Design your own flag	 60 mins. of activity	 Read 20 minutes	Write a story about traveling	Watch Read, Write, ROAR!
 Read 20 minutes	 Watch Math Mights	Try a new food	Watch Wimee's Words	 60 mins. of activity
 60 mins. of activity	Watch Wimee's Words	 HAVE FUN! (Free Space)	Pretend to be an explorer	 Read 20 minutes
Watch Read, Write, ROAR!	Watch Meet the Helpers	 Watch Math Mights	Watch InPACT at Home	Match Wimee's rhyming words
Watch InPACT at Home	 Read 20 minutes	Try Amelia Earhart's word find	 60 mins. of activity	Create a musical instrument




Let's Go Luna!

Color Country Flags

Luna the moon and her friends visit countries all over the world! Use the legend below to color each flag. Then invent your own flag filled with pictures of your favorite things.




United States




Egypt

Coloring Legend

- 1 - Blue
- 2 - Red
- 3 - Black
- 4 - Yellow



China




Create Your Own Flag!

PREVIEW

Find more games and activities at pbskids.org/luna



Amelia Earhart's Travelling Word Find



Help Amelia find all the words related to her travels!

F	T	P	L	A	N	E
U	T	N	S	N	R	M
N	X	K	K	A	A	T
D	F	L	Y	I	N	G
M	L	B	S	Z	I	M
H	P	I	L	O	T	W
P	A	C	K	V	N	E

PLANE

FLYING

PILOT

SKY

PACK

FUN

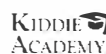


Find more games and activities at pbskids.org/xavier

Produced by:




Sponsored by:



Based on Brad Meltzer and Christopher Eliopoulos' best-selling kids book series



Wimee enjoys traveling around the world. Find all the vehicles and match them with the word that rhymes.

 train	 sheep	 duck	 car
 star	 rocket	 jeep	 can
 jet	 goat	 rain	 truck
 pocket	 van	 boat	 net

Join our live interactive shows weekdays @ 4:00p.m. EST at Wimee.tv  



Name _____


The "I Can" Flower

KIDS:

At the center of the flower, draw your face. Then choose a petal. Do what it says, then color it in.

GROWN-UPS:

Along the stalk, write words that describe things the child can do (draw, be kind, ask for help, jump, and so on). Display the completed flower.



For more games and activities, visit pbskidsforparents.org



READ,
Write,
ROAR!

ACTIVITY GUIDE

Episode 105: All About the Letter A

Scan below to
watch lesson



Build It

Circle every lowercase **a** and put a rectangle around every uppercase **A**.

A

b

A

a

a

M

A

a

o

A

R

a

W

m

a

Scan below to
watch lesson



ACTIVITY GUIDE

Episode 213: Winter Weather and the letter L

Book: *I Love Winter* by Lizzie Scott and Stephanie Fizer Coleman

Letter Heroes

Read the sentence out loud. Highlight or lightly color over the uppercase letter **L's** and lowercase letter **l's**.

Lilly loves learning a lot of new letters.

Use your finger to sky write the letters **Ll**.

Find It

Circle the pictures that begin with the letter L.



Write It

Read the question in the box. Write what you like to do in the snow. Draw a picture to go with your sentence.

What can you do in the snow?



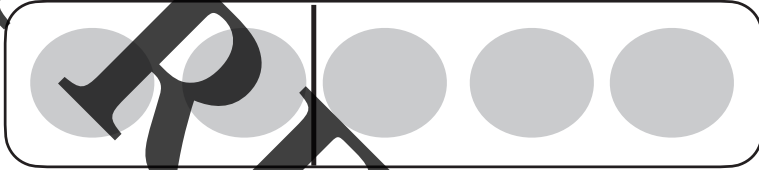
Match the Drawing



Directions: Draw a line to match the labeled drawing to the word problems.

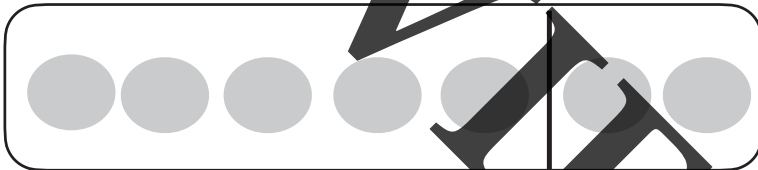
hotdogs

hamburgers



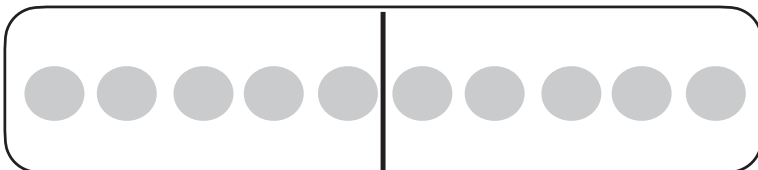
trucks

cars



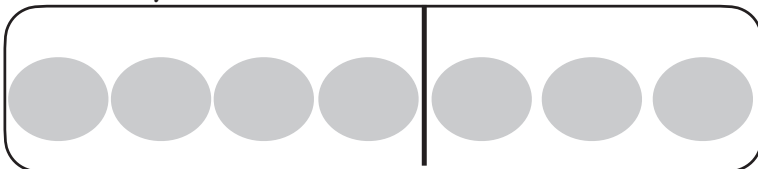
chocolate

vanilla



yellow

blue



Karl has 5 toy trucks. For his birthday he got 2 toy cars. How many toys does Karl now have all together?

Cindy made cupcakes for the school bake sale. She made 5 chocolate cupcakes and 5 vanilla cupcakes. How many cupcakes did Cindy make in all?

Reagan made her friend a bracelet. She put 4 yellow beads and 3 blue beads on the bracelet. How many beads are on the bracelet?














Jamal had some friends over for a barbecue. 2 friends ate hot dogs. 3 friends ate hamburgers. How many hot dogs and hamburgers were eaten altogether?

Week 8: Space

Meet astronauts and virtually visit the planets and stars. Our featured careers this week are astronaut, astronomer, and computer scientist. Scan the QR code or visit MichiganLearning.org/Week-8-Space to explore all of our videos this week.

Use the sheet below to mark off this week's activities as you complete them. See if you can get a BINGO! Some of them are in this book, and some ask you to use your imagination or go outside.




 Stargaze	 60 mins. of activity	 Read 20 minutes	Pretend to be an astronaut	Watch Read, Write, ROAR!
 Read 20 minutes	 Watch Math Mights	Design your own telescope	Watch Wimee's Words	 60 mins. of activity
 60 mins. of activity	Watch Wimee's Words	 HAVE FUN! (Free Space)	Look at the clouds	 Read 20 minutes
Watch Read, Write, ROAR!	Draw a space creature	 Watch Math Mights	Watch InPACT at Home	Visit a new place
Watch InPACT at Home	 Read 20 minutes	Try a new food	 60 mins. of activity	 Stargaze

SPACE CREATURE



PREVIEW ONLY



Have a friend
draw its
body here.



Then you
draw its legs and
feet here.



Produced by WGBH Kids for PBS. Funded by the Corporation for Public Broadcasting. © 2019 WGBH Educational Foundation. Based on Scribbles and Ink books written by Ethan Long, published by Harriet Ziefert, Inc., underlying Scribbles and Ink characters and artwork are copyrights and trademarks of Ethan Long.




pbskids.org

The PBS KIDS wordmark and the PBS KIDS Logo are registered trademarks of Public Broadcasting Service. Used with permission.

Scientists are Curious!

_____ (name)

Curious means you really want to find out about new things.



Visit pbskids.org/elinor

ELINOR WONDERS WHY© 2020 SHOE Ink, LLC. All Rights Reserved. Funding for ELINOR WONDERS WHY© is provided by Ready To Learn Grant from the U.S. Department of Education; the Corporation for Public Broadcasting, a private corporation funded by the American People; and by public television viewers. The contents of this document were developed under a grant from the Department of Education. However, those contents do not necessarily represent the policy of the Department of Education, and you should not assume endorsement by the Federal Government. The project is funded by a Ready To Learn grant (PR/AWARD No. U295A150003, CFDA No. 84.295A) provided by the Department of Education to the Corporation for Public Broadcasting. PBS KIDS and the PBS KIDS Logo are registered trademarks of Public Broadcasting Service. Used with permission.




Funded by





This could be the most magical book in the world!
Draw what's inside.

PREVIEW ONLY



Join our live interactive shows weekdays @ 4:00p.m. EST at Wimee.tv  

WIMAGE



PNC




meijer



Let's Go Luna!

Design Your Own Telescope

- * Color this page and ask a grown-up to help cut along the dashed lines.
- * Wrap it around a paper tube and then tape the edges of the sheet together.
- * Use your new telescope to look at the moon, stars, or objects around you!
- * Make a map of what you found.



Find more games and activities at pbskidsforparents.org

Produced by:



Sponsored by:





This page was left blank to cut out the activity on the other side.

PREVIEW ONLY





ACTIVITY GUIDE

Episode 215: Under the Snow and the Letter V

Book: *Over and Under the Snow* by Kate Messner

Scan below to watch lesson



Letter Heroes

Read the sentence out loud. Highlight or lightly color over the uppercase letter **V's** and lowercase letter **v's**.

Vera wore a violet vest in the very cold weather.

Use your finger to sky write the letters **Vv**.

Find It

Read the question below. Answer the question using the sentence stem.

What lives under the snow?

A _____ lives under the snow.

Draw It

Draw a picture to go with your sentence above.

Write It

Start at the top and follow the clues to change each word. Sound out each new word and say it in a snap.

c	a	n
---	---	---

change the **c** to a **f**

	a	n
--	---	---

change the **n** to a **t**

f	a	
---	---	--


Count It

How many **Vv's** can you find on this page?




Match Up Equations and 10-Frames


Directions: Draw a line to match the double 10-frame with the equation that represents the same number.




$$10 + 8 = 18$$



$$10 + 5 = 15$$



$$10 + 2 = 12$$



$$10 + 9 = 19$$